

PURCHASING DIVISION
CITY OF WORCESTER
MASSACHUSETTS 01608-1895
ROOM 201 – 455 MAIN STREET
PHONE (508) 799-1220

SEALED BID INVITATION
(Supplies, Material, Equipment, Services)

AN EQUAL OPPORTUNITY AFFIRMATIVE ACTION EMPLOYER

Bidders must state and identify the product offered, such as manufacturer's name, trade name, brand name and quality next to each item. ***WE MUST KNOW WHAT HAS BEEN OFFERED.*** By virtue of the offeror's signature below, proposer certifies that the product (s) or service (s) bid are in compliance with the City's terms, conditions and specifications in all aspects.

COMPLETE ORIGINAL COPY (including ALL pages) OF THIS BID MUST BE SUBMITTED IN A SEALED ENVELOPE:

DATE: September 25, 2024

TIME: 10:00 A.M. LOCAL TIME

PLACE: Purchasing Division, Room 201, City Hall, Worcester, Massachusetts

MARK SEALED ENVELOPE: **"Sealed Bid No. 8279-M5 Locks & Door Hardware / WPS"**

The name and address of the bidder must appear in the upper left hand corner of the envelope. The City of Worcester is not responsible for bids not properly marked.

All bids received will be publicly opened and read in the Bid Room, City Hall at date and time shown above. **NO BID WILL BE ACCEPTED AFTER TIME AND DATE SPECIFIED**

BIDDER TO COMPLETE ITEMS BELOW

Item No.	QTY	Description	Mfg.	Model	Unit Price	Total Price
		Furnish and deliver locks and other door hardware per the attached specifications and requirements of the City of Worcester Public Schools - Facilities Department Bidder must bid all items, award to be made in aggregate. Questions pertaining to this bid MUST be directed to Stephen R. McDonald via e-mail at mcdonalds@worcesterma.gov				See attached pricing page

ABOVE ARE FOR (DEPT.) <u>WPS</u>	BIDDER _____
DELIVERY TO BE F.O.B. (LOCATION) <u>Chandler Magnet School 525 Chandler Street Worcester, MA</u>	ADDRESS _____
DELIVERY IS REQUIRED BY: (DATE) _____	CITY/TOWN _____
	STATE _____ ZIP _____
BIDDER TO SPECIFY:	AUTHORIZED SIGNATURE _____
DELIVER _____ DAYS FROM DATE OF ORDER _____	TITLE _____ TEL.: _____
PROMPT PAY DISCOUNT: _____ % 30 DAYS, NET 45 DAYS	DATE: _____
	EMAIL: _____

CONDITIONS

- 1) Prompt pay discounts will be considered when determining the low bid except when discounts are for a period of less than 30 days. In this event discounts will not be taken into consideration when determining low bid.
- 2) Time, in connection with discount offered, will be computed from date of completion and/or delivery and acceptance at destination, or from date correct bill or voucher properly certified by the contractor is received if the latter date is later than the date of completion and acceptance and/or delivery and acceptance.
- 3) As the City of Worcester is exempt from the payment of Federal Excise Taxes, and Massachusetts Sales Tax, prices quoted herein are not to include these taxes.
- 4) **All prices are to be firm F.O.B. Delivered Destination, City of Worcester, Massachusetts, unless otherwise indicated by the City. Time reserved for award is ninety days.**
- 5) In case of error in the extension prices quoted herein, the unit price will govern.
- 6) It is understood and agreed that should any price reductions occur between the opening of this bid and completion of any delivery of any order, the benefit of all such reductions will be extended to the City.
- 7) The City of Worcester reserves the right to reject any and all bids, wholly or in part, and to make awards in a manner deemed in the best interest of the City.
- 8) Awards will be made to the bidder quoting the lowest net price in accordance with specifications.
- 9) The bidder to who a contract is awarded guarantees to the City of Worcester all equipment, materials and/or workmanship for a period of one (1) year after final inspection and acceptance and shall replace promptly any defective equipment, materials and/or workmanship required without additional cost to the City.
- 10) It is understood and agreed that in the event of failure on the part of the bidder to indicate date of delivery and/or completion, delivery and/or completion will be made within twelve (12) days from date of purchase.
- 11) The Bidder must certify that no official or employee of the City of Worcester, Massachusetts is pecuniarily interested in this quotation or in the contract which the bidder offers to execute or in expected profits to arise therefrom, unless there has been compliance with provisions of G.L. C.43 Sec. 27, and that this quotation is made in good faith without fraud or collusion or connection with any other person submitting a quotation.
- 12) This inquiry implies no obligation on the part of the buyer, City of Worcester, Mass. Quotations will not be considered unless returned on this form. Your proposal should be forwarded to the office of the Purchasing Department, City of Worcester in a sealed envelope, plainly marked: "Quotation on (item requested)" - also, please show Bid Number.
- 13) It is understood and agreed that it shall be a material breach of any contract resulting from this bid for the Contractor to engage in any practice which shall violate any provisions of Massachusetts General Laws, Chapter 151B, relative to discrimination in hiring, discharge, compensation, or terms, conditions or privileges of employment because of race, color, religious creed, national origin, sex, age or ancestry.
- 14) Any prospective bidder requesting a change in or interpretation of existing specifications of terms and conditions must do so within five (5) days (Saturdays, Sundays and Holidays excluded) BEFORE scheduled bid opening date. All requests are to be in writing (e-mailed to MCDONALDS@worcesterma.gov) to the Purchasing Department. No changes will be considered or any interpretation issued unless request is in our hands within five (5) days (Saturdays, Sundays and Holidays excluded) BEFORE scheduled bid opening date.
- 15) Bids which are incomplete, not properly endorsed, or signed, or otherwise contrary to these instructions may be rejected as informal by the Purchasing Agent. **CONDITIONAL BIDS WILL NOT BE ACCEPTED.**

CERTIFICATE OF GOOD FAITH FORM AS REQUIRED BY M.G.L. c. 30B

UNDER MASSACHUSETTS GENERAL LAWS, CHAPTER 30B: SECTION 10, THE FOLLOWING
CERTIFICATION MUST BE PROVIDED:

Section 10. A person submitting a bid or a proposal for the procurement or disposal of supplies, or services
to any governmental body shall certify in writing, on the bid or proposal, as follows:

" The undersigned certifies under penalties of perjury that this bid or proposal has been made and submitted in good faith and
without collusion or fraud with any other person. As used in this certification, the word "person" shall mean any natural person,
business, partnership, corporation, union, committee, club, or other organization, entity, or group of individuals."

(Please Print)

Name of Person Signing Bid

Signature of Person Signing Bid

Company

No award will be made without vendor certification of the above.

IMPORTANT NOTICE TO BIDDERS:

**BIDDERS ARE ADVISED NOT TO TAKE ANY EXCEPTIONS TO THE CITY'S TERMS &
CONDITIONS.**

**BIDS THAT INCLUDE COMPANY TERMS & CONDITIONS WHICH CONFLICT WITH THOSE
OF THE CITY MAY BE REJECTED.**

**Questions pertaining to this bid must be submitted to Stephen R. McDonald via email at
mcdonalds@worcesterma.gov**

PLEASE COMPLETE ATTACHED PRICING PAGES

AWARD TO BE MADE PER LINE ITEM. BIDDER SHOULD ONLY BID ITEMS THEY CAN SUPPLY.

TERMS, PROMPT PAY DISCOUNT _____ % 30 DAYS, NET 45 DAYS.

DELIVERY AND/OR COMPLETION TO BE MADE BY OCTOBER 2024.

NAME OF BIDDER _____

LOCKS / DOOR HARDWARE REPLACEMENT - WPS SPECIFICATIONS & REQUIREMENTS

The City of Worcester is soliciting bids on behalf of Worcester Public Schools (WPS) for a project involving the integration of various safety features across their facilities. This includes the procurement of 76 safety classroom locks, 22 panic hardware, 1 door closer, and other miscellaneous equipment. The project's primary objective is to upgrade door hardware at Chandler Magnet School at 525 Chandler Street, Worcester, MA. 01602, to standardize products system-wide.

The quantities listed are the quantities planned and bidders shall provide a total lump sum price for all items and installation services required herein.

SPECIFICATIONS

INTERIOR DOORS AND HARDWARE REPLACEMENT AT CHANDLER MAGNET SCHOOL

PRODUCTS:

(71) Classroom Lock Systems:

Schlage ND Series ANSI/BHMA Grade 1 Cylindrical Locks w/ Indication - or approved equivalent

- Highly Visible indicator (Locked/Unlocked) w/ Thumb turn/push button action
- Straight handle door lever set
- Wrap around plate for cylindrical lock
 - 22 Gauge
 - Finish: Stainless steel, nickel silver, or satin chrome.
 - Width: 4 ¾"
 - Height: 9"
 - Hole: Lever prep
 - Backset: 2 ¾"
 - Latch Prep: Indent
- Full-Size Interchangeable Core
 - Finish: Stainless steel, nickel silver, or satin chrome.
- Finish: Stainless steel, nickel silver, or satin chrome.

(5) Classroom Lock Systems:

Schlage ND Series ANSI/BHMA Grade 1 Cylindrical Locks w/ Indication - or approved equivalent

- Highly Visible Security Indicator (Locked/Unlocked) w/ Thumb turn/push button action
- Straight handle door lever set
- Wrap around plate for cylindrical lock
 - 22 Gauge
 - Finish: Stainless steel, nickel silver, or satin chrome.
 - Width: 5 1/8"
 - Height: 14"
 - Hole: Lever prep
 - Backset: 2 ¾"
 - Latch Prep: Indent
- Full-Size Interchangeable Core
 - Finish: Stainless steel, nickel silver, or satin chrome.
- Finish: Stainless steel, nickel silver, or satin chrome.

(15) Office Lock System:

Schlage ND Series ANSI/BHMA Grade 1 Cylindrical Locks - or approved equivalent

- Thumb turn/push button action
- Straight handle passage door lever set
- Wrap around plate for cylindrical lock
 - 22 Gauge
 - Finish: Stainless steel, nickel silver, or satin chrome.
 - Width: 4 $\frac{3}{4}$ "
 - Height: 9"
 - Hole: Lever prep
 - Backset: 2 $\frac{3}{4}$ "
 - Latch Prep: Indent
- Full-Size Interchangeable Core
 - Finish: Stainless steel, nickel silver, or satin chrome.
- Finish: Stainless steel, nickel silver, or satin chrome.

(18) Storeroom Lock System:

Schlage ND Series ANSI/BHMA Grade 1 Cylindrical Locks - or approved equivalent

- Straight handle door lever set
- Wrap around plate for cylindrical lock
 - 22 Gauge
 - Finish: Stainless steel, nickel silver, or satin chrome.
 - Width: 4 $\frac{3}{4}$ "
 - Height: 9"
 - Hole: Lever prep
 - Backset: 2 $\frac{3}{4}$ "
 - Latch Prep: Indent
- Full-Size Interchangeable Core
 - Finish: Stainless steel, nickel silver, or satin chrome.
- Finish: Stainless steel, nickel silver, or satin chrome.

(2) Panic Hardware/Exit Device

Von Duprin 98/99 Series ANSI/BHMA Grade 1 Exit Devices – or approved equivalent

- 3' Exit Devices
- Exit only
- Less dogging
- Less bottom rod
- Surface-mounted vertical rod
- Finish: Stainless steel, nickel silver, or satin chrome

(6) Panic Hardware/Exit Device

Von Duprin 98/99 Series ANSI/BHMA Grade 1 Exit Devices – or approved equivalent

- 3' Exit Devices
- Double Cylinder Security Indicator w/ ADA Thumb turn on inside
- Straight Lever Trim on outside
- Less dogging
- Less bottom rod
- Surface-mounted vertical rod
- Finish: Stainless steel, nickel silver, or satin chrome

(2) Panic Hardware/Exit Device

Von Duprin 98/99 Series ANSI/BHMA Grade 1 Exit Devices – or approved equivalent

- 4' Exit Device
- Exit only
- Rim Device
- Less Dogging
- Finish: Stainless steel, nickel silver, or satin chrome

(2) Panic Hardware/Exit Device

Von Duprin 98/99 Series ANSI/BHMA Grade 1 Exit Devices – or approved equivalent

- 3' Rim Device
- Exit only
- Less dogging
- Finish: Stainless steel, nickel silver, or satin chrome

(2) Panic Hardware/Exit Device

Von Duprin 98/99 Series ANSI/ BHMA Grade 1 Exit Devices – or approved equivalent

- 3' Exit Devices
- Fire rated (UL Listed)
- Exit only
- Less dogging
- Less bottom rod
- Surface-mounted vertical rod
- Finish: Stainless steel, nickel silver, or satin chrome

(6) Panic Hardware/Exit Device

Von Duprin 98/99 Series ANSI/BHMA Grade 1 Exit Devices – or approved equivalent

- 3' Exit Devices
- Fire rated (UL Listed)
- Double Cylinder Security Indicator w/ Thumb turn on inside
- Straight Lever Trim on the outside
- Less dogging
- Less bottom rod w/ auxiliary fire pin
- Surface-mounted vertical rod
- Finish: Stainless steel, nickel silver, or satin chrome

(1) Panic Hardware/Exit Device

Von Duprin 98/99 Series ANSI/BMHA Grade 1 Exit Devices – or approved equivalent

- 3' Exit Devices
- Double Cylinder Security Indicator w/ Thumb turn on inside
- Rim Device – Full-Sized Interchangeable Core
- Straight Lever Trim on the outside
- Less dogging
- Finish: Stainless steel, nickel silver, or satin chrome

(1) Panic Hardware/Exit Device

Von Duprin 98/99 Series ANSI/BHMA Grade 1 Exit Devices – or approved equivalent

- 4' Exit Devices
- Double Cylinder Security Indicator w/ Thumb turn on inside
- Rim Device – Full-Sized Interchangeable Core
- Straight Lever Trim on the outside
- Less dogging
- Finish: Stainless steel, nickel silver, or satin chrome

(14) Rim Devices

- Rim cylinder housings w/ Full-sized Interchangeable Cores
- Finish: Stainless steel, nickel silver, or satin chrome

(14) ADA Thumb turn rim cylinders

- Finish: Stainless steel, nickel silver, or satin chrome

(1) Door Closure

LCN 4040XP Series ANSI/BHMA Grade 1 or approved equivalent

- Full-sized Interchangeable Cores
- Finish: Aluminum (689)

KEYING

- A new GGM Restricted Key System will be implemented, which will become the standard going forward for the WPS
- 6 different change key will be required, in addition to a Great Grand Master, Grand Master, and Building Masters
- 6 different change keys will be:
 - Principal's Office
 - Assistant Principal's/Dean's Office
 - General Offices
 - Classroom
 - Mechanical/Maintenance Rooms
 - Information Technology Rooms
- The following number of keys should be included in the cost:
 - 4 Control Keys
 - 4 Great Grand Master
 - 4 Grand Master
 - 4 Building Master
 - 2 keys per core
- Furnish Key System Schematic with bitting information.
- All keys need to be clearly stamped with key symbol.
- All cores need to be stamped concealed.

INSTALLATION

- The owner is responsible for the installation of the hardware and locks.

WARRANTY

Special Warranty: Manufacturer's standard form in which the manufacturer agrees to repair or replace components of door hardware that fail in materials or workmanship within a specified warranty period.

Warranty Period: One year unless otherwise indicated

Exit Mechanical Devices: Five years

Locksets: Seven years

MAINTENANCE & SERVICE

Maintenance Tools and Instructions: Furnish a complete set of specialized tools and maintenance instructions for Owner's continued adjustment, maintenance, and removal and replacement of door hardware.

WORCESTER PUBLIC SCHOOLS

Chandler Magnet School Hardware/Locks Upgrade

ITEM	DESCRIPTION		QTY	FINISH	MFG.	PRICE/UNIT	TOTAL PRICE
WRAP AROUND PLATE	4 2 CW	Each	104	630	DON		
MORTISE EDGE FILLER	EF 86	Each	1		DON		
ENTRANCE LOCK W/ INSIDE INDICATOR	ND53RD ATH IS-LOC	Each	76	626	SCH		
ENTRANCE LOCK	ND53RD ATH	Each	15	626	SCH		
STOREROOM LOCK	ND80RD ATH	Each	18	626	SCH		
WRAP AROUND PLATE	14 2- CW	Each	5	630	DON		
PANIC HARDWARE	LD-9827-EO-LBR	Each	2	626	VON		
PANIC HARDWARE	LD-9827-L-2SI-LBR-07	Each	6	626	VON		
PANIC HARDWARE	LD-98-EO-4'	Each	2	626	VON		
PANIC HARDWARE	LD-98-EO	Each	2	626	VON		
FIRE EXIT HARDWARE	9827-EO-F-LBR-499F	Each	2	626	VON		
FIRE EXIT HARDWARE	9827-L-F-2SI-LBRAFL-07-499F	Each	6	626	VON		
PANIC HARDWARE	LD-98-L-2SI-07	Each	1	626	VON		
PANIC HARDWARE	LD-98-L-4'-2SI-07	Each	1	626	VON		
RIM CYLINDER	20-057 EV29 T	Each	14	626	SCH		
RIM CYL THUMBTURN, ADA	XB13-379	Each	14	626	SCH		
SURFACE CLOSER	4040XP EDA TBWMS 1 3/4"	Each	1	689	LCN		

Provide any “or equivalent” equipment, finish, manufacturer, and pricing for approval

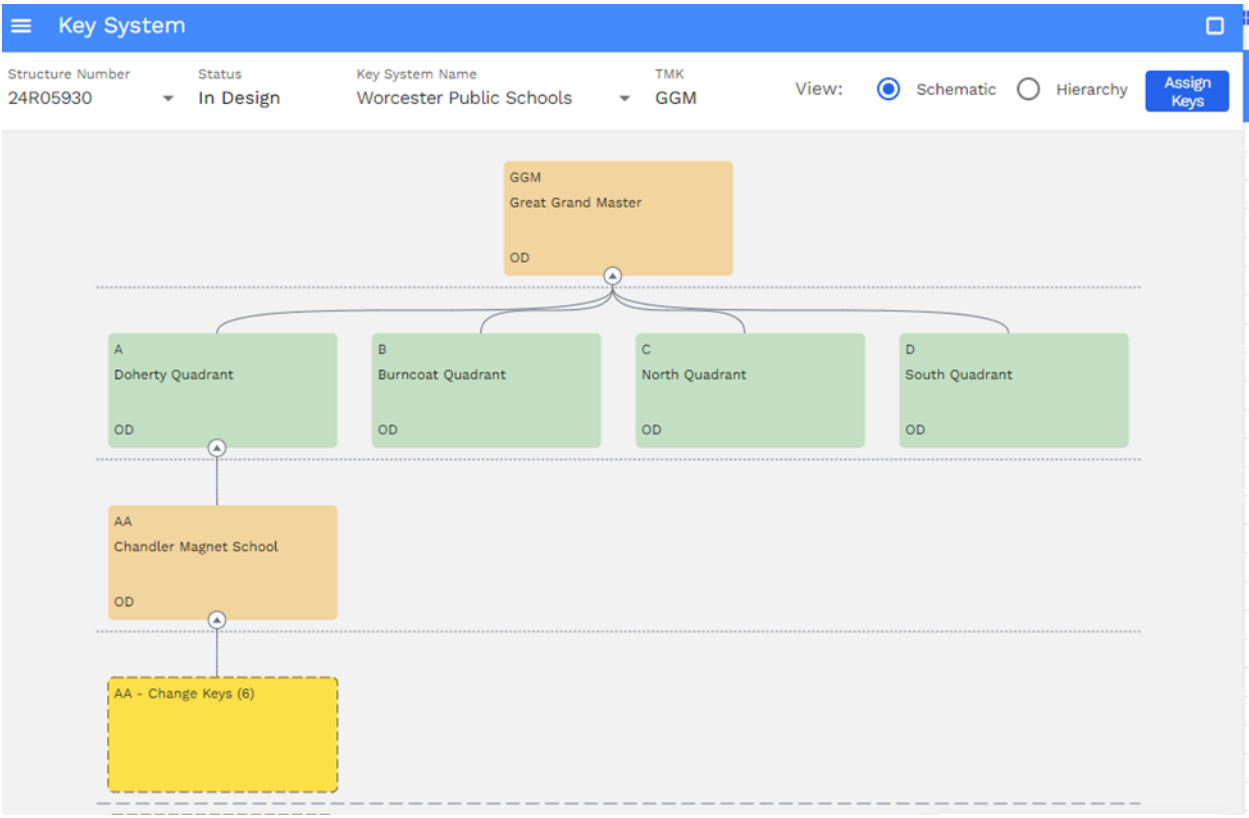
WORCESTER PUBLIC SCHOOLS

Chandler Magnet School Hardware/Locks Upgrade

ITEM	DESCRIPTION		QTY	FINISH	MFG.	PRICE/UNIT	TOTAL PRICE
WRAP AROUND PLATE		Each	104				
MORTISE EDGE FILLER		Each	1				
ENTRANCE LOCK W/ INSIDE INDICATOR		Each	76				
ENTRANCE LOCK		Each	15				
STOREROOM LOCK		Each	18				
WRAP AROUND PLATE		Each	5				
PANIC HARDWARE		Each	2				
PANIC HARDWARE		Each	6				
PANIC HARDWARE		Each	2				
PANIC HARDWARE		Each	2				
FIRE EXIT HARDWARE		Each	2				
FIRE EXIT HARDWARE		Each	6				
PANIC HARDWARE		Each	1				
PANIC HARDWARE		Each	1				
RIM CYLINDER		Each	14				
RIM CYL THUMBTURN, ADA		Each	14				
SURFACE CLOSER		Each	1				

WORCESTER PUBLIC SCHOOLS

MASTER KEY LAYOUT



DOOR HARDWARE BY LOCATION

Hardware Group No. 01 - APPEARS TO BE FIRE RATED OPENING WITH NO VISIBLE LABELS

PART 1 - For use on Door #(s):

GYM STAIRWELL SIDE	GYM STAIRWELL SIDE
2	1

PART 2 - Provide each PR door(s) with the following:

PART 3 - TYPE	PART 4 - DESCRIPTION	PART 6 - CATALOG NUMBER	PART 9 - FINISH	PART 10 - FR
PART 11 EA	FIRE EXIT HARDWARE	PART 12 -9827-L-F-2SI-LBRAFL-07-499F	PAF 26	PART 14 -6 VON
PART 15 EA	RIM CYLINDER	PART 16 -20-057 EV29 T	PAF 26	PART 18 -6 SCH
PART 19 EA	RIM CYL THUMBTURN, ADA	PART 20 -XB13-379	PAF 26	PART 22 -6 SCH

EXISTING DOOR AND FRAME WILL BE UTILIZED PENDING AUTHORITY HAVING JURISDICTION (AHJ) APPROVAL

PART 23 -FREE EGRESS THROUGH EITHER LEAF AT ALL TIMES

Hardware Group No. 02 - DON-JO EF 86 MORTISE EDGE FILLER PLATE. SOLID WOOD BLOCKING RECOMMENDED IN MORTISE POCKET. ADDING LCN DOOR CLOSER

PART 24 -For use on Door #(s):

LIBRARY RM 115 SIDE

PART 25 -Provide each SGL door(s) with the following:

PART 26 - TYPE	PART 27 - DESCRIPTION	PART 29 - CATALOG NUMBER	PART 32 - FINISH	PART 33 - FR
PART 34 EA	Don-Jo Mortise Edge Filler	PART 35 -EF 86	PAF 26	PART 37 - DON
PART 38 EA	PANIC HARDWARE	PART 39 -LD-98-L-2SI-07	PAF 26	PART 41 -6 VON
PART 42 EA	RIM CYLINDER	PART 43 -20-057 EV29 T	PAF 26	PART 45 -6 SCH
PART 46 EA	RIM CYL THUMBTURN, ADA	PART 47 -XB13-379	PAF 26	PART 49 -6 SCH
PART 50 EA	SURFACE CLOSER	PART 51 -4040XP EDA TBWMS 1 3/4"	PAF 89	PART 53 -6 LCN

UTILIZE EXISTING DOOR AND FRAME

PART 54 -FREE EGRESS AT ALL TIMES

Hardware Group No. 03 - RIM DEVICE

PART 55 -For use on Door #(s):

CAFETERIA EXTERIOR 1 CAFETERIA EXTERIOR 4

PART 56 -Provide each SGL door(s) with the following:

PART 57 - TYPE	PART 58 - DESCRIPTION	PART 60 - CATALOG NUMBER	PART 63 - FINISH	PART 64 - FR
PART 65 EA	PANIC HARDWARE	PART 66 -LD-98-EO	PAF 26	PART 68 -6 VON

EXISTING FRAME AND DOOR WILL BE UTILIZED

PART 69 -FREE EGRESS AT ALL TIMES

Hardware Group No. 04 - LHR & RHR LEAFS ACTIVE WITH LEVER TRIM

PART 70 - For use on Door #(s):

CAFETERIA EXTERIOR 2 CAFETERIA EXTERIOR 3

PART 71 - Provide each PR door(s) with the following:

PART 72 PART 73 PART 74 - DESCRIPTION
TY

PART 80 EA PANIC HARDWARE

PART 84 EA RIM CYLINDER

PART 88 EA RIM CYL THUMBTURN, ADA


PART 75 - CATALOG NUMBER


PART 81 - LD-9827-L-2SI-LBR-07

PART 85 - 20-057 EV29 T

PART 89 - XB13-379

PART 78 - F PART 79 -
INISH FR

 PAF PART 83 - 6 VON
26

 PAF PART 87 - 6 SCH
26

PAF PART 91 - 6 SCH
26

EXISTING FRAME AND DOORS WILL BE UTILIZED

PART 92 - FREE EGRESS THROUGH EITHER LEAF AT ALL TIMES

Hardware Group No. 05 - 4' RIM DEVICE WITH LEVER TRIM

PART 93 - For use on Door #(s):

MUSIC/STAGE SIDE

PART 94 - Provide each SGL door(s) with the following:

PART 95 PART 96 PART 97 - DESCRIPTION
TY

PART 100 EA PANIC HARDWARE

PART 100 EA RIM CYLINDER

PART 110 EA RIM CYL THUMBTURN, ADA


PART 98 - CATALOG NUMBER


PART 104 - LD-98-L-4'-2SI-07

PART 108 - 20-057 EV29 T

PART 112 - XB13-379

PART 101 - PART 102
INISH FR

 PAF PART 106 - VON
26

 PAF PART 110 - SCH
26

PAF PART 114 - SCH
26

PART 115 - FREE EGRESS AT ALL TIMES

Hardware Group No. 06 - RHR LEAF ACTIVE WITH LEVER TRIM LHR LEAF EXIT ONLY

PART 116 - For use on Door #(s):

GYM EXTERIOR STAIR 1 GYM EXTERIOR STAIR 2

PART 117 - Provide each PR door(s) with the following:

PART 118 PART 119 PART 120 - DESCRIPTION
TY

PART 120 EA FIRE EXIT HARDWARE

PART 120 EA FIRE EXIT HARDWARE

PART 120 EA RIM CYLINDER

PART 120 EA RIM CYL THUMBTURN, ADA

PART 121 - CATALOG NUMBER


PART 127 - 9827-EO-F-LBR-499F


PART 131 - 9827-L-F-2SI-LBRAFL-07-
499F


PART 135 - 20-057 EV29 T

PART 139 - XB13-379

PART 124 - PART 125
INISH FR

 PAF PART 129 - VON
26

 PAF PART 133 - VON
26

 PAF PART 137 - SCH
26


PAF PART 141 - SCH
26

Hardware Group No. 07 - INDICATOR ON INSIDE

PART 142 - For use on Door #(s):

101	102	103 SIDE	103	104 SIDE	104
105		109 SIDE	109		110
111	ART ROOM 114	116	117	118 SIDE	118
119	120	121A	121B	122A	122B
201	202	203 SIDE	203	204A SIDE	204A
204B	205	206	207	208	209 SIDE
209	210 SIDE	210	211	212	214
215 SIDE	215	216 SIDE	216	AUDITORIUM EXIT TO CUSTODIAL CLOSET	CUSTODIAL RM 123
CUSTODIAN RM	GENERAL ROOM	GUIDANCE LOBBY 1	GUIDANCE LOBBY 2	GUIDANCE LOBBY 3	KITCHEN 1
KITCHEN 2	KITCHEN 3	KITCHEN 4	LIBRARY RM 115	LITERACY RM/TEACHERS RES SIDE	LOBBY RM
MAIN OFFICE 1	MAIN OFFICE 2	MASS SCIENCE RESOURCE CENTER	OT-PT RM-A	PARENT RM	STORAGE 1
STORAGE 2	TANK ROOM 1	TANK ROOM 2	TEACHING DINNING 1	WAREHOUSE	

PART 143 - Provide each SGL door(s) with the following:




PART 144 - TY	PART 145	PART 146 - DESCRIPTION	PART 147 -	CATALOG NUMBER	PART PAF PART 150 - INISH FR	PART 151 FR
PART 151 EA 9		Don-Jo Wrap Around	PART 153 -	4 2 CW	PAF PART 155 - 30	DON
PART 151 EA 9		ENTRANCE LOCK W/ INSIDE INDICATOR	PART 157 -	ND53RD ATH IS-LOC	 PAF PART 159 - 26	SCH

Hardware Group No. 08 - RHR LEAF ACTIVE WITH LEVER TRIM LHR LEAF EXIT ONLY

PART 160 - For use on Door #(s):

AUDITORIUM PAIR 1 AUDITORIUM PAIR 2

PART 161 - Provide each PR door(s) with the following:

PART 162 - TY	PART 163	PART 164 - DESCRIPTION	PART 165 -	CATALOG NUMBER	PART PAF PART 168 - INISH FR	PART 169 FR
PART 171 EA		PANIC HARDWARE	PART 171 -	LD-9827-EO-LBR	 PAF PART 173 - 26	VON
PART 171 EA		PANIC HARDWARE	PART 175 -	LD-9827-L-2SI-LBR-07	 PAF PART 177 - 26	VON
PART 171 EA		RIM CYLINDER	PART 179 -	20-057 EV29 T	 PAF PART 181 - 26	SCH
PART 181 EA		RIM CYL THUMBTURN, ADA	PART 183 -	XB13-379	PAF PART 185 - 26	SCH

UTILIZE EXISTING FRAME AND DOORS


PART 186 - FREE EGRESS THROUGH EITHER LEAF AT ALL TIMES

Hardware Group No. 09 - 4' RIM DEVICE EXIT ONLY

PART 187 - For use on Door #(s):

AUDITORIUM SIDE 2 AUDITORIUM SIDE 1

PART 188 - Provide each SGL door(s) with the following:


PART 189 - TY	PART 190	PART 191 - DESCRIPTION	PART 192 -	CATALOG NUMBER	PART PAF PART 195 - INISH FR	PART 196 FR
PART 191 EA		PANIC HARDWARE	PART 198 -	LD-98-EO-4'	 PAF PART 200 - 26	VON

Hardware Group No. 10 - ENTRY LOCK NO INDICATION

PART 201 - For use on Door #(s):

ASST PRINCIPAL	BOYS LOCKER ROOM	GYM OFFICE 2	GYM OFFICE 1	LITERACY RM/ TEACHERS RES	MASS SCIENCE RESOURCE CENTER SIDE
MASS SCIENCE RESOURCE CENTER STORAGE	KITCHEN OFFICE	OT-PT RM-B	OT-PT RM-C	PARENT RM SIDE	PRINCIPAL'S OFFICE
STORAGE	TEACHING DINNING 2	TEACHING DINNING 3			

PART 202 - Provide each SGL door(s) with the following:


PART 202 - TY	PART 204	PART 205 - DESCRIPTION	PART 206 - CATALOG NUMBER	PART PAF PART 209 - INISH	PART 210 - FR
PART 21 EA	Don-Jo Wrap Around		PART 212 - 4 2 CW	PAF PART 214 - 30	DON
PART 21 EA	ENTRANCE LOCK		PART 216 - ND53RD ATH	 PAF PART 218 - 26	SCH

Hardware Group No. 11 - RIM CYLINDERS WITH CORES FOR EXISTING LOCKS

PART 219 - For use on Door #(s):

RIM CYLINDERS

PART 220 - Provide each SGL door(s) with the following:


PART 220 - TY	PART 222	PART 223 - DESCRIPTION	PART 224 - CATALOG NUMBER	PART PAF PART 227 - INISH	PART 228 - FR
PART 22 EA	ENTRANCE LOCK W/ INSIDE INDICATOR		PART 230 - ND53RD ATH IS-LOC	 PAF PART 232 - 26	SCH
PART 23 EA	Don - Jo Wrap Plate		PART 234 - 14 2- CW	PAF PART 236 - 30	DON

Hardware Group No. 12

PART 237 - For use on Door #(s):

CUSTODIAN/MAINTEN
ANCE

PART 238 - Provide each SGL door(s) with the following:

PART 238 - TY	PART 240	PART 241 - DESCRIPTION	PART 242 - CATALOG NUMBER	PART PAF PART 245 - INISH	PART 246 - FR
PART 24 EA 8	Don-Jo Wrap Around		PART 248 - 4 2 CW	PAF PART 250 - 30	DON
PART 25 EA 8	STOREROOM LOCK		PART 252 - ND80RD ATH	 PAF PART 254 - 26	SCH

CHANDLER MAGNET SCHOOL KEYING/DOOR INFO			
DOOR #	HW SET	HAND	KEYING NOTES
GYM STAIRWELL SIDE 1	1	AS	AA1
GYM STAIRWELL SIDE 2	1	AS	AA1
LIBRARY RM 115 SIDE	2	RHR	AA1
CAFETERIA EXTERIOR 1	3	RHR	AA1
CAFETERIA EXTERIOR 4	3	LHR	AA1
CAFETERIA EXTERIOR 2	4	AS	AA1
CAFETERIA EXTERIOR 3	4	AS	AA1
MUSIC/STAGE SIDE	5	RHR	AA1
GYM EXTERIOR STAIR 1	6	RHRA	AA1
GYM EXTERIOR STAIR 2	6	RHRA	AA1
101	7	RH	AA1
102	7	LH	AA1
103	7	LH	AA1
103 SIDE	7	LH	AA1
104	7	LH	AA1
104 SIDE	7	RH	AA1
105	7	RH	AA1
109	7	LH	AA1
109 SIDE	7	LH	AA1
110	7	LH	AA1
111	7	LH	AA1
116	7	LH	AA1
117	7	LH	AA1
118	7	RH	AA1
118 SIDE	7	AS	AA1
119	7	AS	AA1
120	7	AS	AA1
121A	7	AS	AA1
121B	7	LH	AA1
122A	7	RH	AA1
122B	7	LH	AA1
201	7	RH	AA1
202	7	LH	AA1
203	7	LH	AA1
203 SIDE	7	LHR	AA1
204A	7	LH	AA1
204A SIDE	7	LH	AA1
204B	7	LH	AA1
205	7	LH	AA1
206	7	LH	AA1
207	7	LH	AA1
208	7	RH	AA1
209	7	LH	AA1
209 SIDE	7	LH	AA1
210	7	RH	AA1
210 SIDE	7	LH	AA1
211	7	LH	AA1
212	7	LH	AA1
214	7	LH	AA1
215	7	LH	AA1
215 SIDE	7	LH	AA1
216	7	LH	AA1
216 SIDE	7	LHR	AA1
ART ROOM 114	7	RHR	AA1
AUDITORIUM EXIT TO CUSTODIAL CLOSET	7	RHA	AA1
CUSTODIAL RM 123	7	LH	AA1
CUSTODIAN RM	7	LH	AA1
GENERAL ROOM	7	RH	AA1
GUIDANCE LOBBY 1	7	LH	AA1
GUIDANCE LOBBY 2	7	RH	AA1
GUIDANCE LOBBY 3	7	RH	AA1
KITCHEN 1	7	RHR	AA1

<u>DOOR #</u>	<u>HW SET</u>	<u>HAND</u>	<u>KEYING NOTES</u>
KITCHEN 2	7	LHR	AA1
KITCHEN 3	7	RHR	AA1
KITCHEN 4	7	LHR	AA1
LIBRARY RM 115	7	RH	AA1
LITERACY RM/ TEACHERS RES SIDE	7	RHR	AA1
LOBBY RM	7	LH	AA1
MAIN OFFICE 1	7	RH	AA1
MAIN OFFICE 2	7	LH	AA1
MASS SCIENCE RESOURCE CENTER	7	AS	AA2
OT-PT RM-A	7	RHR	AA1
PARENT RM	7	AS	AA2
STORAGE 1	7	RH	AA1
STORAGE 2	7	LH	AA1
TANK ROOM 1	7	LH	AA1
TANK ROOM 2	7	RH	AA1
TEACHING DINNING 1	7	LH	AA2
WAREHOUSE	7	LH	AA1
AUDITORIUM PAIR 2	8	RHRA	AA1
AUDITORIUM PAIR 1	8	RHRA	AA1
AUDITORIUM SIDE 1	9	LHR	AA1
AUDITORIUM SIDE 2	9	RHR	AA1
ASST PRINCIPAL	10	LH	AA4
BOYS LOCKER ROOM	10	RHR	AA2
GYM OFFICE 1	10	LH	AA2
GYM OFFICE 2	10	RH	AA2
KITCHEN OFFICE	10	LH	AA2
LITERACY RM/ TEACHERS RES	10	LHR	AA2
MASS SCIENCE RESOURCE CENTER SIDE	10	LHR	AA2
MASS SCIENCE RESOURCE CENTER STORAGE	10	LHR	AA2
OT-PT RM-B	10	RHR	AA2
OT-PT RM-C	10	RH	AA2
PARENT RM SIDE	10	LHR	AA2
PRINCIPAL'S OFFICE	10	RH	AA3
STORAGE	10	LH	AA2
TEACHING DINNING 2	10	RH	AA2
TEACHING DINNING 3	10	LH	AA2
RIM CYLINDERS	11	AS	AA1
CUSTODIAN / MAINTENANCE	12	18 cores	AA6

New Grand Master Key System Keying Notes		
Key Symbol		Quantity of Keys
GGM	4	
A	4	
AA	4	
AA1 (classrooms/common areas)	2 keys per core	
AA2 (Offices)	2 keys per core	
AA3 (Principal)	2 keys per core	
AA4 (Assistant Principal)	2 keys per core	
AA5 (IT Areas)	2 keys per core	
AA6 (Mechanical/Custodian)	2 keys per core	
Control Keys	4	