



# GREEN WORCESTER

Community | Resilience | Sustainability

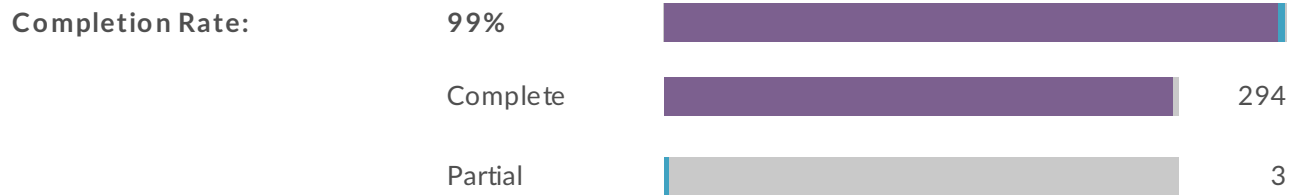
## ONLINE SURVEY RESULTS

The Green Worcester planning project included a professionally-administered opinion survey (in both English and Spanish) of a representative group of 606 residents by MassInc Polling Group. The results of this survey can be found at [www.worcesterma.gov/greenworcester](http://www.worcesterma.gov/greenworcester). In order to provide an opportunity for additional residents to participate in the survey, separate online versions of the survey (in both English and Spanish) were made available in summer and fall of 2019. The availability of the online survey was publicized with flyers in English and Spanish through distribution at events, email lists, and social media. There were 297 respondents to the English online survey and 3 respondents to the Spanish survey. The results of the online surveys are presented separately in this document because the respondents to the online survey were self-selected and therefore not as representative of the overall Worcester resident population, as a group, as the MassInc survey.

Like the respondents to the MassInc survey, online respondents were overwhelmingly supportive of the concepts behind the Green Worcester planning project, with nearly 90% agreeing that transforming Worcester into a green and sustainable city is very important. Top priorities (over 75% votes) were improving public transportation, reducing air and water pollution, reducing waste, ensuring that new development is sustainable, and reducing emissions of gases that contribute to climate change. However, most of the remaining options were also identified as major priorities by well over 50% of respondents. Also like the respondents to the MassInc survey, the online respondents did not feel well-informed about the ongoing sustainability and resilience initiatives in the City of Worcester.

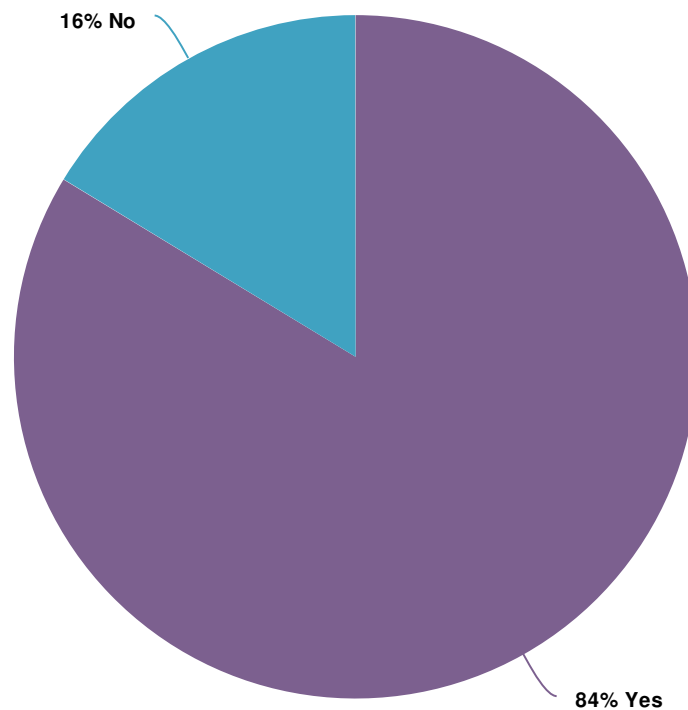
# Report for Green Worcester Survey--English



## Response Counts



Totals: 297

1. During 2019-2020, the City of Worcester will be preparing a Strategic Plan on initiatives and actions to make Worcester an even more sustainable and “green” city than it is today. The planning process will include engagement with Worcester residents and community groups. The first step in this process is this brief survey to find out what residents think about sustainability in general and in Worcester. Are you a resident of Worcester?

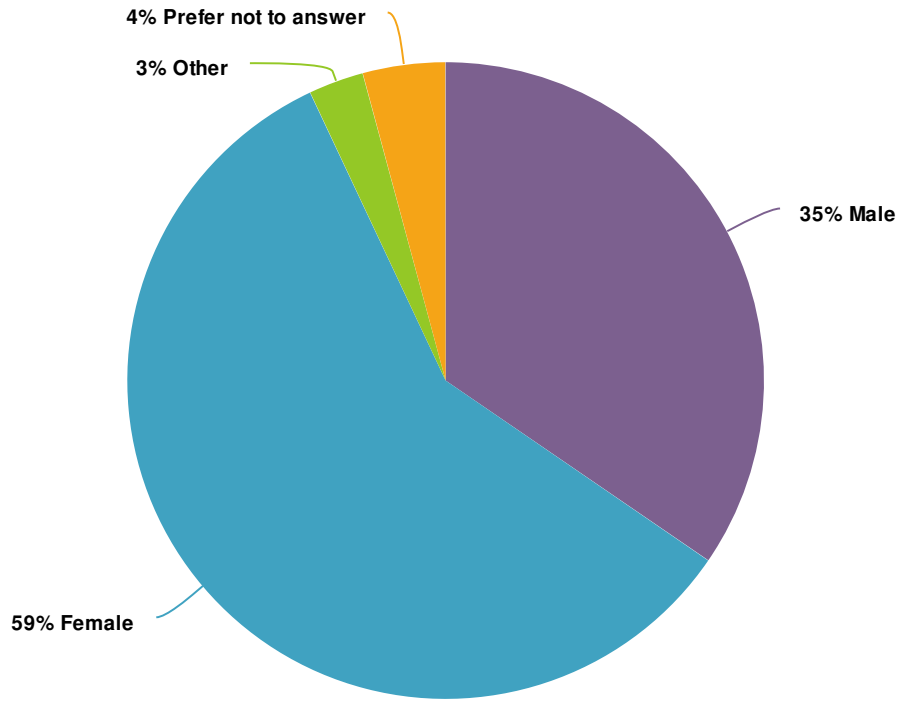


Value		Percent	Responses
Yes		83.7%	246
No		16.3%	48
			<b>Totals: 294</b>

2. What is your home ZIP Code?



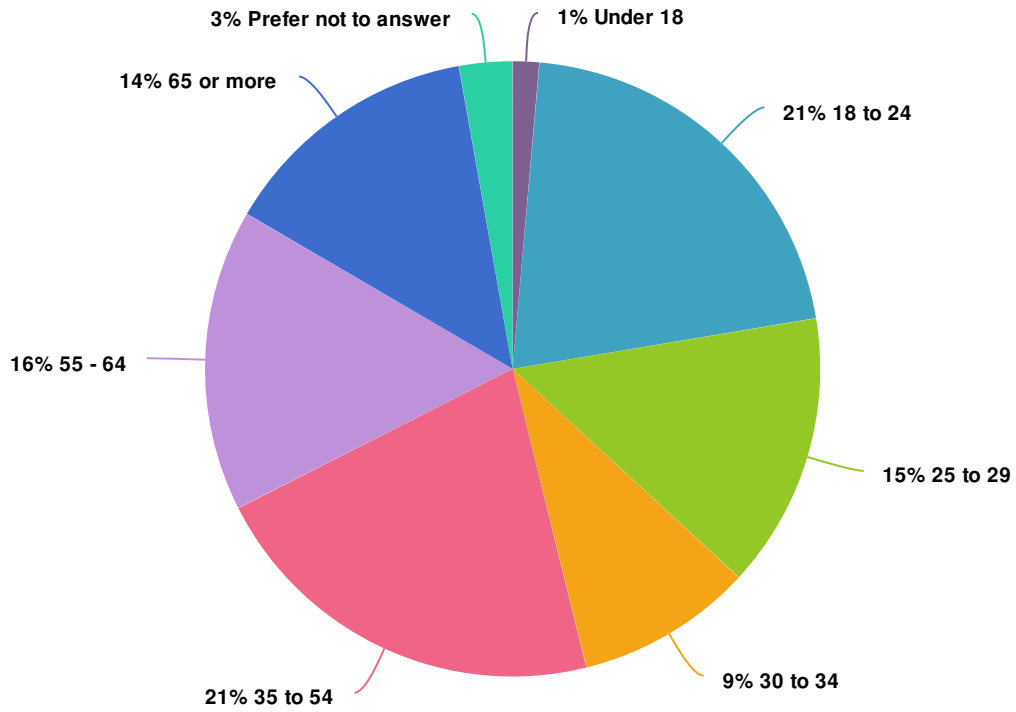
3. With which gender do you identify?



Value	Percent	Responses
Male	34.6%	100
Female	58.5%	169
Other	2.8%	8
Prefer not to answer	4.2%	12

Totals: 289

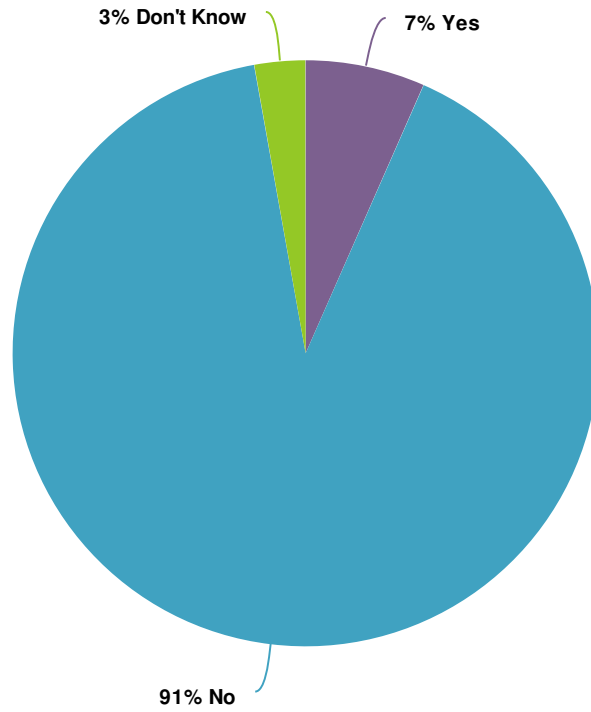
4. What is your age?



Value	Percent	Responses
Under 18	1.4%	4
18 to 24	21.0%	61
25 to 29	14.5%	42
30 to 34	9.3%	27
35 to 54	21.4%	62
55 - 64	15.9%	46
65 or more	13.8%	40
Prefer not to answer	2.8%	8

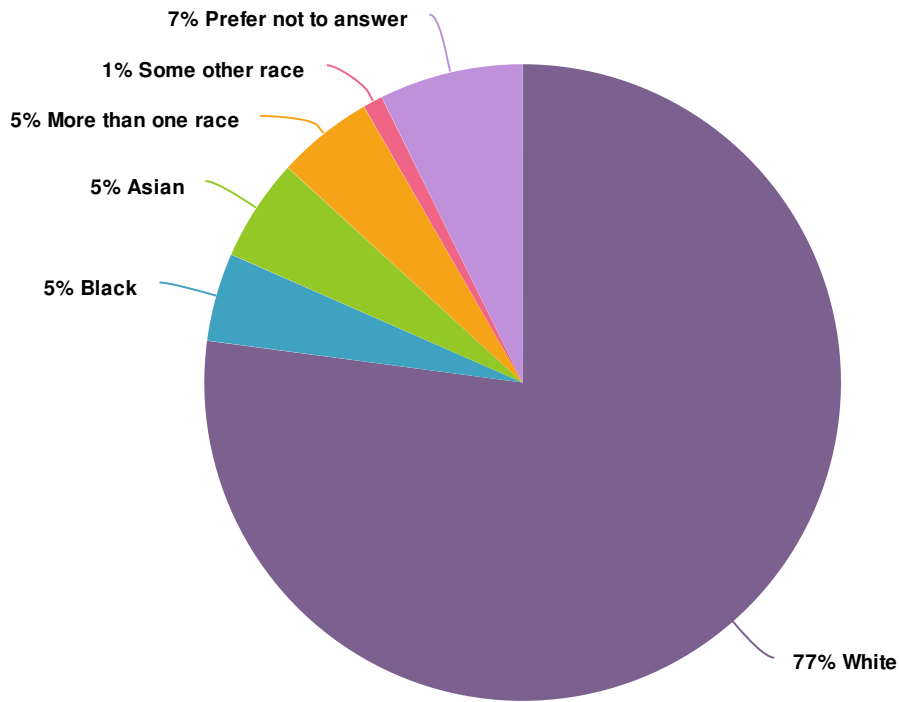
Totals: 290

5. Would you describe yourself as Hispanic/Latino or not?



Value	Percent	Responses
Yes	6.6%	19
No	90.6%	259
Don't Know	2.8%	8
		<b>Totals: 286</b>

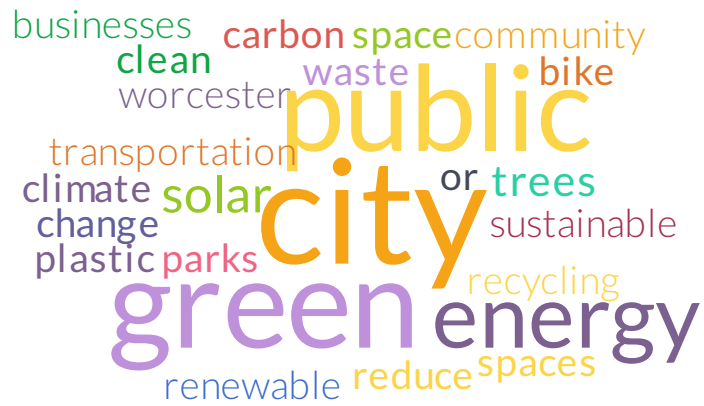
6. Which of the following best describes your race?



Value	Percent	Responses
White	77.1%	222
Black	4.5%	13
Asian	5.2%	15
More than one race	4.9%	14
Some other race	1.0%	3
Prefer not to answer	7.3%	21

Totals: 288

7. When you think of the terms "sustainable city" or "green city" as it relates to Worcester in particular, what comes to mind?



8. When it comes to improving conditions in Worcester, how much of a priority do you think each of the following issues should be for Worcester city government?



	Major Priority	Minor Priority	Not a Priority	Don't Know	Total Checks
Reducing production of gases that contribute to climate warming Checks Row Check %	223 78.2%	49 17.2%	9 3.2%	4 1.4%	285
Reducing pollution of the air and water Checks Row Check %	240 85.1%	37 13.1%	3 1.1%	2 0.7%	282
Reducing the amount of waste produced in Worcester, including increasing recycling rates Checks Row Check %	230 79.6%	47 16.3%	8 2.8%	4 1.4%	289
Cleaning up toxic chemicals at industrial sites Checks Row Check %	200 69.9%	75 26.2%	2 0.7%	9 3.1%	286
Planting and maintaining trees Checks Row Check %	209 73.3%	71 24.9%	4 1.4%	1 0.4%	285
Creating safer and more attractive conditions for bicyclists and pedestrians Checks Row Check %	183 63.8%	84 29.3%	18 6.3%	2 0.7%	287
Tightening building codes to encourage energy efficiency Checks Row Check %	171 59.8%	98 34.3%	11 3.8%	6 2.1%	286
Creating a home energy rating system similar to MPG for cars Checks Row Check %	90 31.3%	117 40.6%	63 21.9%	18 6.3%	288
Reducing natural gas leaks Checks Row Check %	208 72.7%	58 20.3%	8 2.8%	12 4.2%	286
<b>Total Checks</b> Checks % of Total Checks	1754 68.1%	636 24.7%	126 4.9%	58 2.3%	2574 100.0%

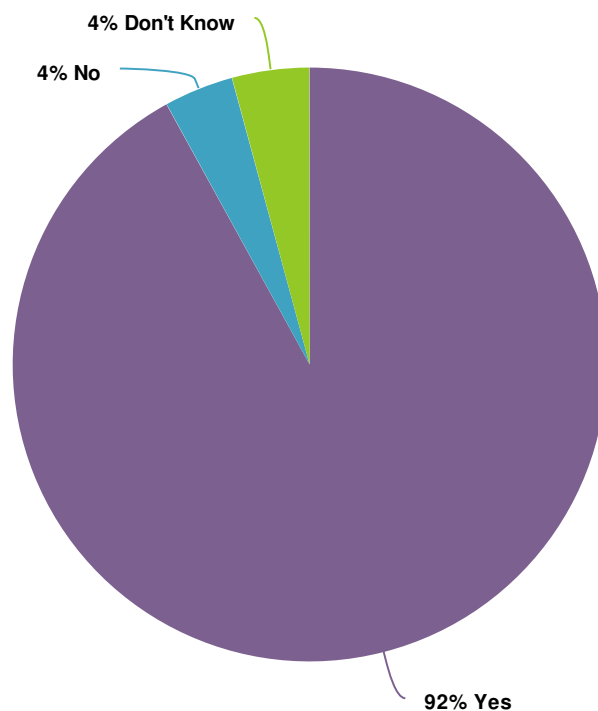
9. When it comes to making Worcester a more sustainable place in the future, how much of a priority do you think each of the following issues should be for Worcester city government?

	Major Priority	Minor Priority	Not a Priority	Don't Know	Total Checks
Ensuring that new developments are sustainable Checks Row Check %	229 79.5%	48 16.7%	5 1.7%	6 2.1%	288
Attracting and creating new jobs in sustainability-related industries Checks Row Check %	177 61.7%	90 31.4%	18 6.3%	2 0.7%	287
Supporting non-polluting transportation like electric cars and bicycles Checks Row Check %	208 72.7%	66 23.1%	10 3.5%	2 0.7%	286
Improving public transportation options for the Worcester population Checks Row Check %	250 87.4%	30 10.5%	5 1.7%	1 0.3%	286
Adapting to future impacts of climate change, such as more intense storms and heat waves Checks Row Check %	181 62.2%	84 28.9%	20 6.9%	6 2.1%	291
Expanding residents' access to healthy food and active lifestyles Checks Row Check %	199 68.6%	70 24.1%	18 6.2%	3 1.0%	290
<b>Total Checks</b> Checks % of Total Checks	1244 72.0%	388 22.5%	76 4.4%	20 1.2%	1728 100.0%

10. Thinking about sustainability initiatives in Worcester, how much of a priority do you think each of the following issues should be for Worcester city government?

	Major Priority	Minor Priority	Not a Priority	Don't Know	Total Checks
Ensuring that sustainability initiatives provide benefits to low-income and minority communities Checks Row Check %	224 78.9%	38 13.4%	16 5.6%	6 2.1%	284
Implementing public information campaigns to educate residents about sustainability initiatives Checks Row Check %	197 68.6%	76 26.5%	14 4.9%	0 0.0%	287
Incorporating sustainability into the curriculum in the city's public schools Checks Row Check %	223 78.0%	54 18.9%	9 3.1%	0 0.0%	286
<b>Total Checks</b> Checks % of Total Checks	644 75.1%	168 19.6%	39 4.6%	6 0.7%	857 100.0%

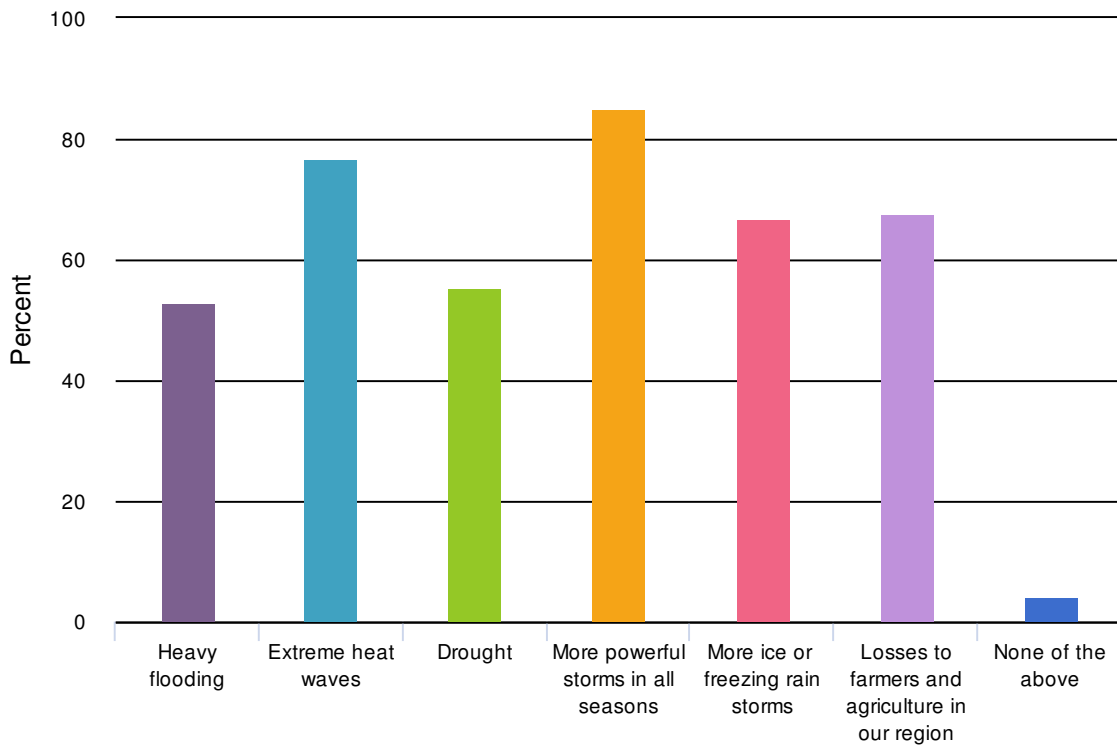
11. Do you think Worcester and Central Massachusetts are likely to experience impacts of climate change in the next twenty years?



Value	Percent	Responses
Yes	92.0%	263
No	3.8%	11
Don't Know	4.2%	12

**Totals: 286**

12. If you think there may be climate change impacts, which of the following do you think that Worcester and Central Massachusetts are likely to experience in the next twenty years?



Value		Percent	Responses
Heavy flooding		53.0%	148
Extreme heat waves		76.7%	214
Drought		55.6%	155
More powerful storms in all seasons		85.3%	238
More ice or freezing rain storms		66.7%	186
Losses to farmers and agriculture in our region		67.7%	189
None of the above		4.3%	12

### 13. Thinking about your own household, how often do you do the following?

	Most of the time	Some of the time	Hardly ever	Not available to me	Total Checks
Recycle (such as paper, plastic, glass) Checks Row Check %	268 93.4%	13 4.5%	2 0.7%	4 1.4%	287
Recycle electronics Checks Row Check %	154 53.8%	86 30.1%	33 11.5%	13 4.5%	286
Compost your food scraps Checks Row Check %	88 30.2%	47 16.2%	78 26.8%	78 26.8%	291
Avoid one-use/disposable items such as water bottles Checks Row Check %	142 49.8%	108 37.9%	33 11.6%	2 0.7%	285
Lower the thermostat at night in cold weather and raise it in warm weather Checks Row Check %	186 63.9%	59 20.3%	22 7.6%	24 8.2%	291

	Most of the time	Some of the time	Hardly ever	Not available to me	Total Checks
Turn off lights when you leave a room Checks Row Check %	245 85.4%	40 13.9%	2 0.7%	0 0.0%	287
Replace lightbulbs with energy efficient bulbs, such as LEDs Checks Row Check %	225 78.1%	48 16.7%	10 3.5%	5 1.7%	288
Conserve water, such as by taking short showers and using rain barrels Checks Row Check %	107 37.0%	112 38.8%	66 22.8%	4 1.4%	289
Participate in community or home gardening Checks Row Check %	83 28.5%	63 21.6%	83 28.5%	62 21.3%	291
Choose locally-produced foods when possible Checks Row Check %	107 37.0%	124 42.9%	42 14.5%	16 5.5%	289
Visit Worcester's parks, beaches, or conservation land Checks Row Check %	124 42.9%	110 38.1%	52 18.0%	3 1.0%	289
Walk or bike, when feasible, rather than drive Checks Row Check %	95 33.0%	111 38.5%	63 21.9%	19 6.6%	288
Total Checks Checks % of Total Checks	1824 52.7%	921 26.6%	486 14.0%	230 6.6%	3461 100.0%

14. Other than the activities in the previous answer, do you take any other actions that make your household more sustainable?



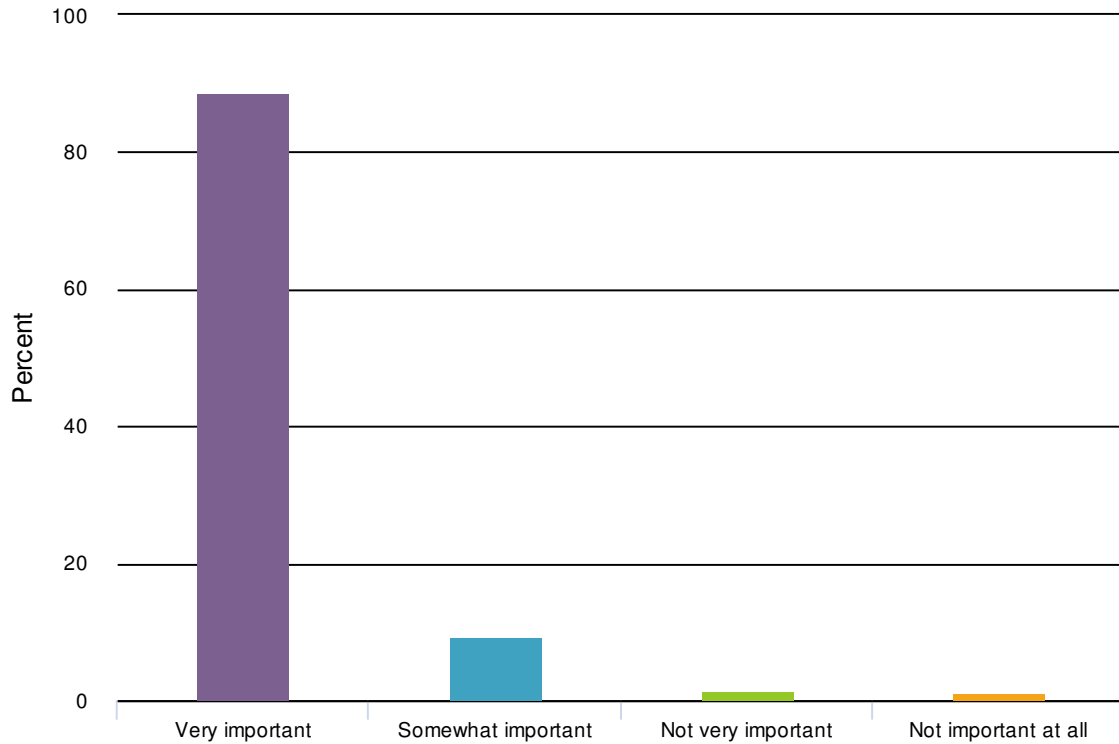
15. How much have you heard about these sustainability initiatives currently underway in the City of Worcester?

	A great deal	A fair amount	Not very much	Nothing at all	Unsure	Total Checks
The City has the largest municipally owned solar farm in New England on top of a capped landfill. Checks Row Check %	14 4.9%	43 15.1%	92 32.4%	134 47.2%	1 0.4%	284
The City replaced 14,000 of its streetlights with LED lights to save energy. Checks Row Check %	17 6.0%	58 20.4%	85 29.9%	123 43.3%	1 0.4%	284
Worcester has 60 parks, 20 lakes and ponds, and about 17% of its area is designated as open space. Checks Row Check %	46 16.3%	99 35.0%	94 33.2%	42 14.8%	2 0.7%	283

	A great deal	A fair amount	Not very much	Nothing at all	Unsure	Total Checks
Worcester has a new Blue Space program with a goal of identifying and reducing threats to the quality of the city's 20 lakes and ponds. Checks Row Check %	16 5.6%	27 9.5%	84 29.6%	156 54.9%	1 0.4%	284
Mass Audubon's Broad Meadow Brook Wildlife Sanctuary in Worcester is the largest urban wildlife sanctuary in Massachusetts. Checks Row Check %	56 19.6%	81 28.3%	81 28.3%	65 22.7%	3 1.0%	286
Worcester has over five active watershed groups that work with city government to improve water quality in streams and ponds. Checks Row Check %	20 7.0%	43 15.1%	102 35.8%	119 41.8%	1 0.4%	285
Over 30,000 trees have been planted since Asian Longhorned Beetle infestation destroyed many trees in northern Worcester in 2009. Checks Row Check %	68 24.0%	83 29.3%	68 24.0%	61 21.6%	3 1.1%	283
In 2018-2019, the City has been working on a plan for adaptation to climate change impacts. Checks Row Check %	15 5.3%	35 12.3%	97 34.0%	134 47.0%	4 1.4%	285
Worcester DPW has been developing an Integrated Water Plan for long term maintenance of water and sewer infrastructure. Checks Row Check %	12 4.3%	34 12.1%	77 27.3%	155 55.0%	4 1.4%	282
<b>Total Checks</b> Checks % of Total Checks	264 10.3%	503 19.7%	780 30.5%	989 38.7%	20 0.8%	2556 100.0%

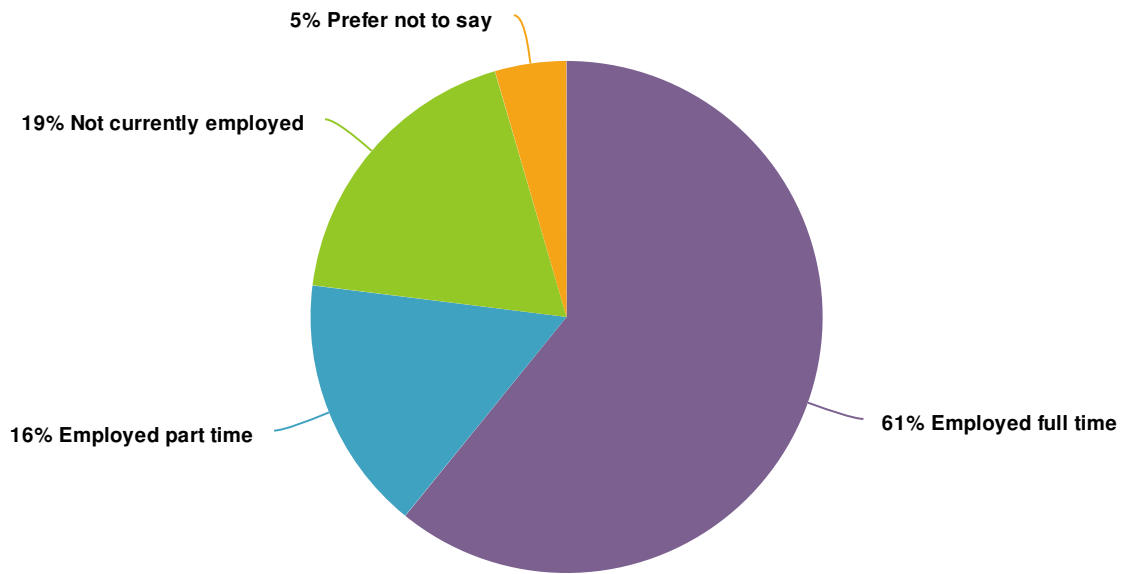






16. How important is it to you that Worcester works on becoming a city that is "green" and sustainable?



Value	Percent	Responses
Very important	88.5%	253
Somewhat important	9.4%	27
Not very important	1.4%	4
Not important at all	1.0%	3

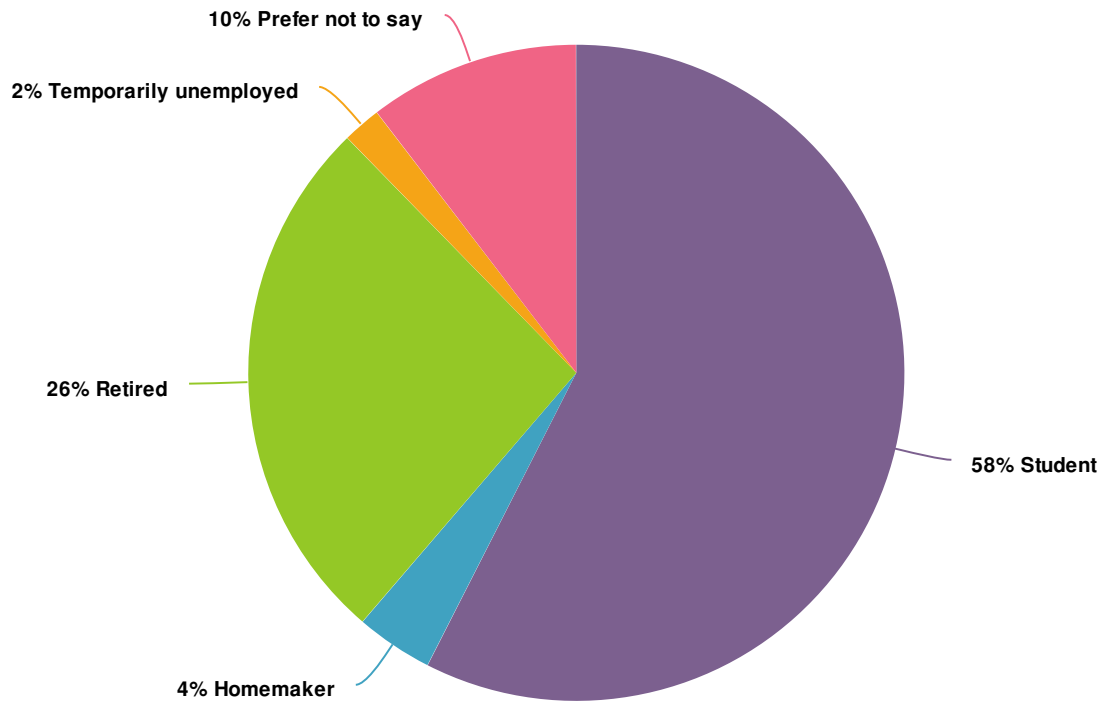
17. These last questions are for statistical purposes only. Which one of the following best describes your work situation?



Value		Percent	Responses
Employed full time		60.8%	174
Employed part time		16.1%	46
Not currently employed		18.5%	53
Prefer not to say		4.5%	13

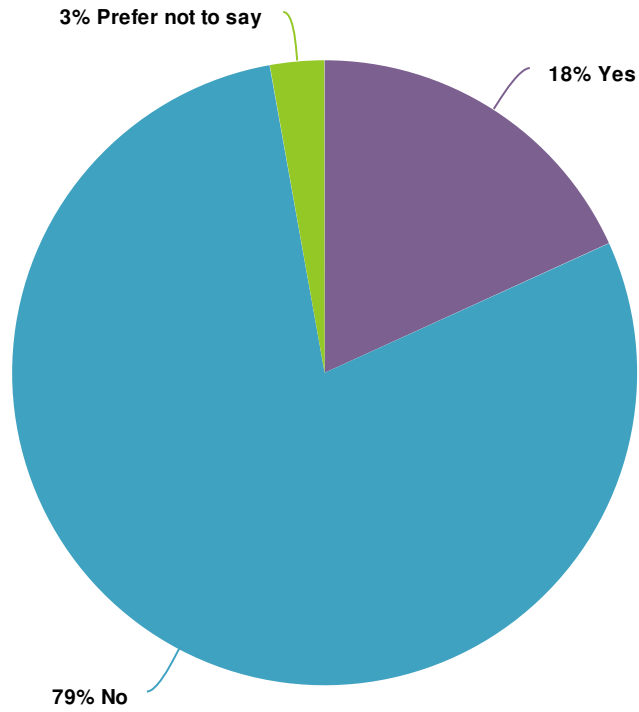
Totals: 286

18. if not currently employed, which of the following best describes your situation?



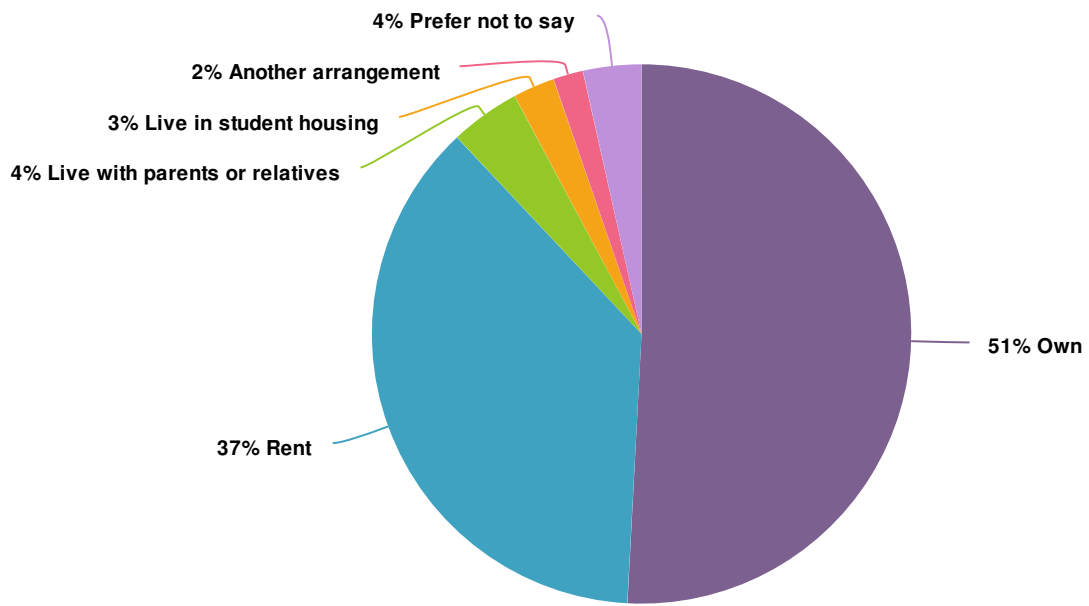
Value	Percent	Responses
Student	57.5%	61
Homemaker	3.8%	4
Retired	26.4%	28
Temporarily unemployed	1.9%	2
Prefer not to say	10.4%	11
		<b>Totals: 106</b>

19. Do you have any children under age 18 in your household?



Value		Percent	Responses
Yes		18.2%	52
No		79.0%	226
Prefer not to say		2.8%	8
			<b>Totals: 286</b>

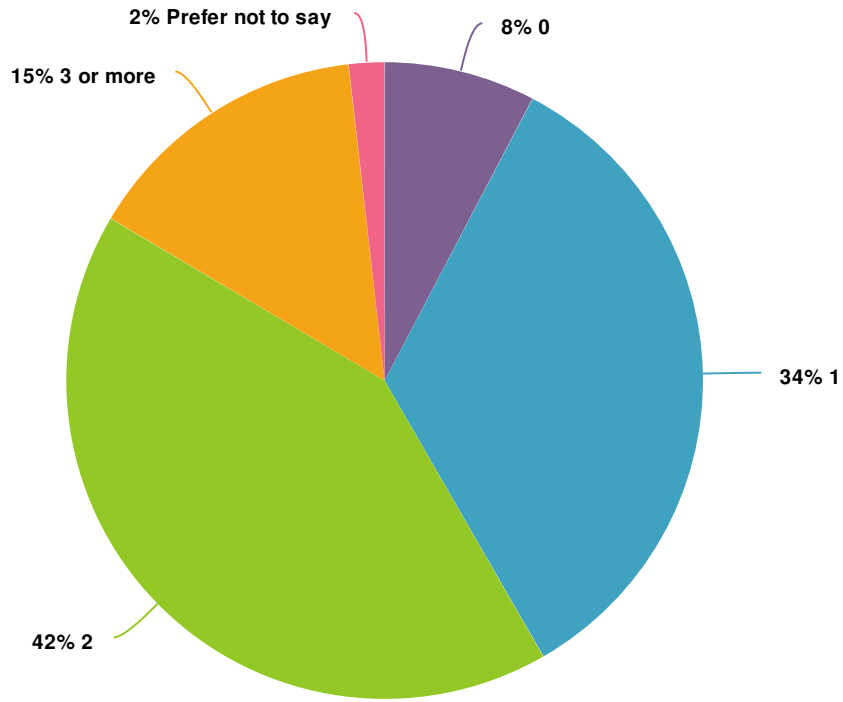
20. What is your current housing situation--own, rent, or other?



Value	Percent	Responses
Own	50.9%	145
Rent	37.2%	106
Live with parents or relatives	4.2%	12
Live in student housing	2.5%	7
Another arrangement	1.8%	5
Prefer not to say	3.5%	10

Totals: 285

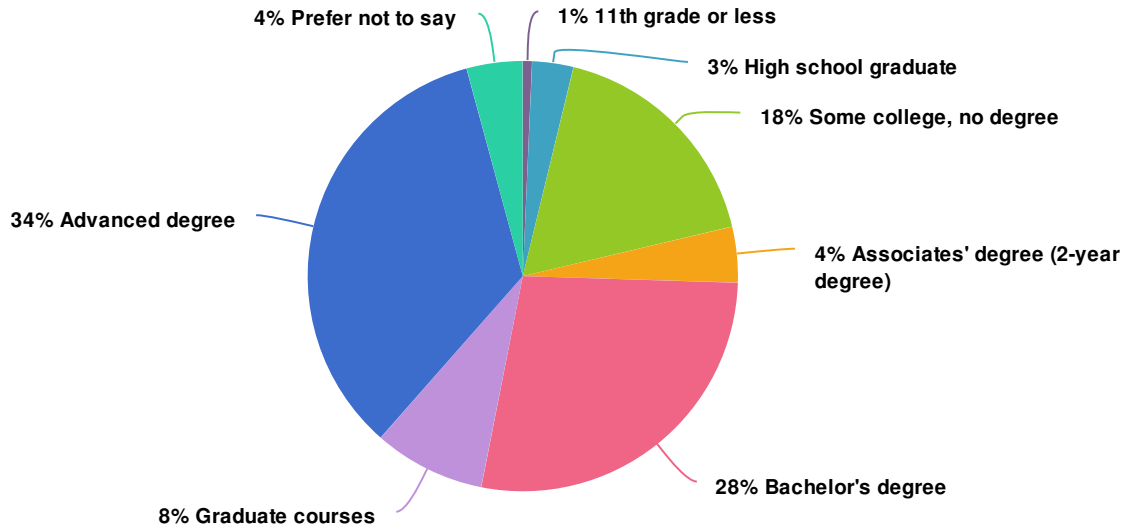
21. How many cars, if any, does your household own?



Value	Percent	Responses
0	7.7%	22
1	34.0%	97
2	41.8%	119
3 or more	14.7%	42
Prefer not to say	1.8%	5

Totals: 285

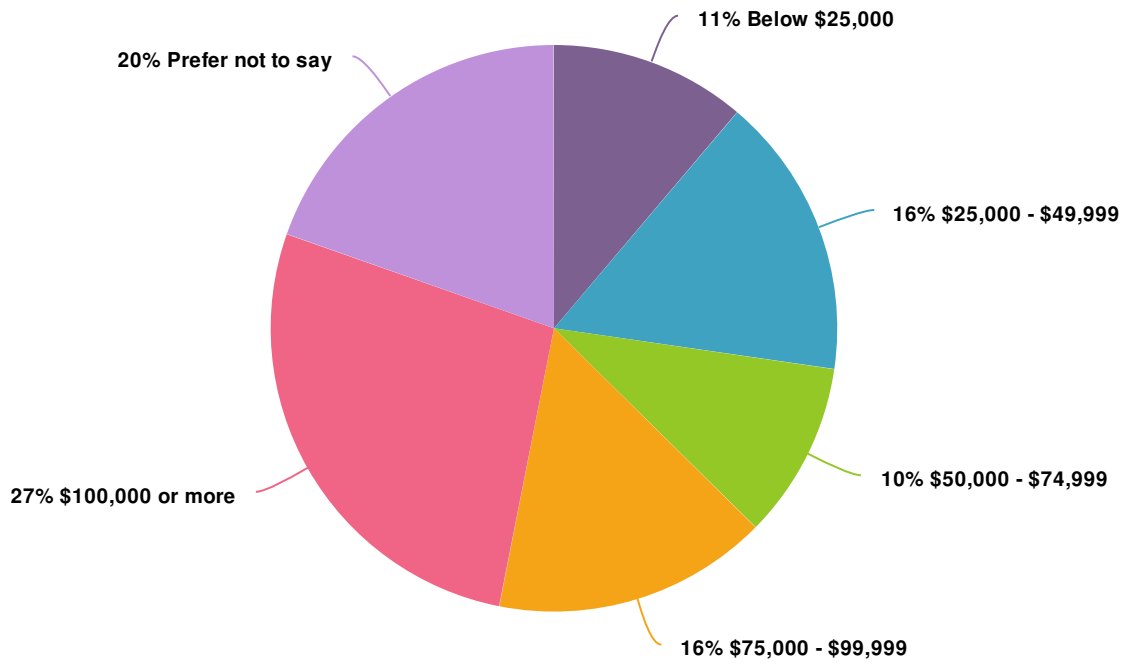
22. What is the highest level of schooling that you have completed?



Value	Percent	Responses
11th grade or less	0.7%	2
High school graduate	3.1%	9
Some college, no degree	17.5%	50
Associates' degree (2-year degree)	4.2%	12
Bachelor's degree	27.6%	79
Graduate courses	8.4%	24
Advanced degree	34.3%	98
Prefer not to say	4.2%	12

Totals: 286

23. Last year, what was your total household income from all sources, before taxes?



Value	Percent	Responses
Below \$25,000	11.2%	32
\$25,000 - \$49,999	16.1%	46
\$50,000 - \$74,999	10.1%	29
\$75,000 - \$99,999	15.7%	45
\$100,000 or more	27.3%	78
Prefer not to say	19.6%	56

Totals: 286



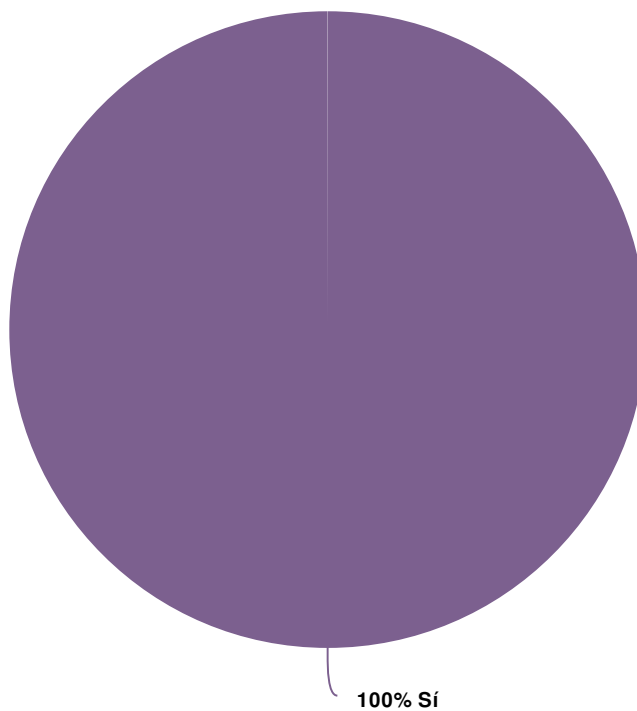
# Report for Green Worcester Survey-- espanol

## Response Counts



Totals: 3

1. Durante 2019-2020, Worcester está preparando un Plan Estratégico sobre iniciativas y acciones para hacer de Worcester una ciudad aún más sostenible y "verde" de lo que es hoy. ¿Es residente de la Ciudad de Worcester MA?



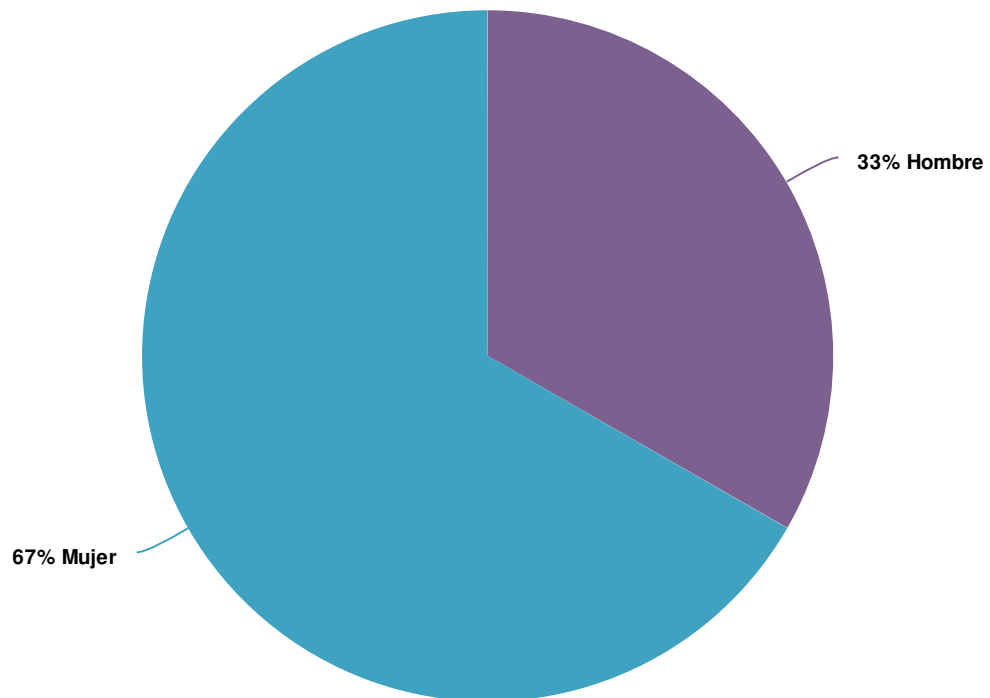
Value	Percent	Responses
Sí	100.0%	3



Totals: 3

2. ¿Cuál es el código postal de su casa?

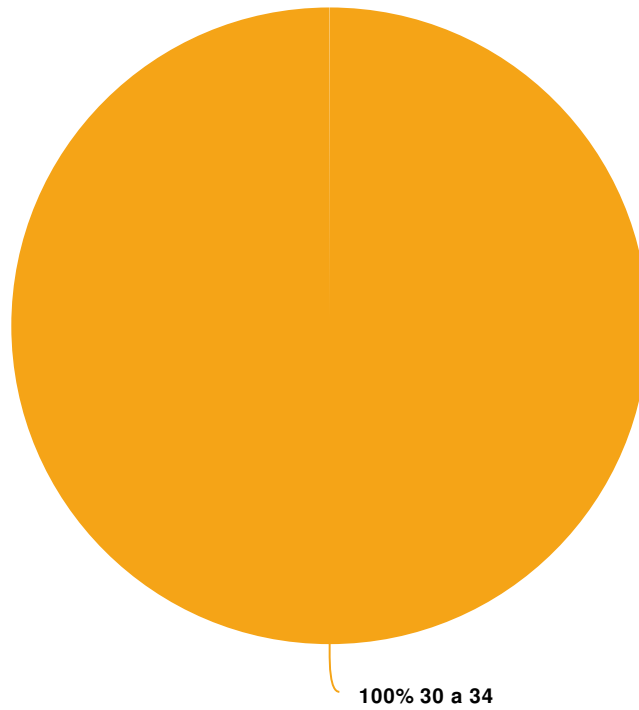
01608  
01609


3. ¿Con qué género se identifica?



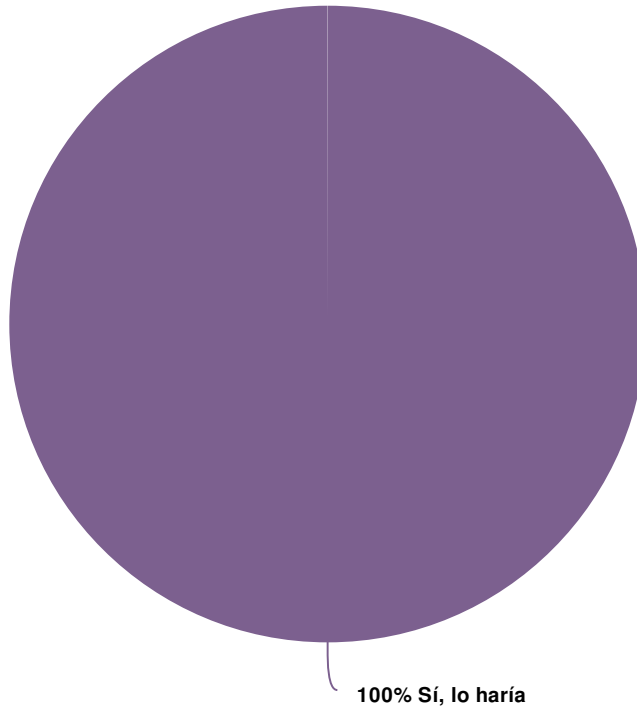
Value		Percent	Responses
Hombre		33.3%	1
Mujer		66.7%	2
			<b>Totals: 3</b>

4. ¿Qué edad tiene?



Value		Percent	Responses
30 a 34		100.0%	3
			<b>Totals: 3</b>

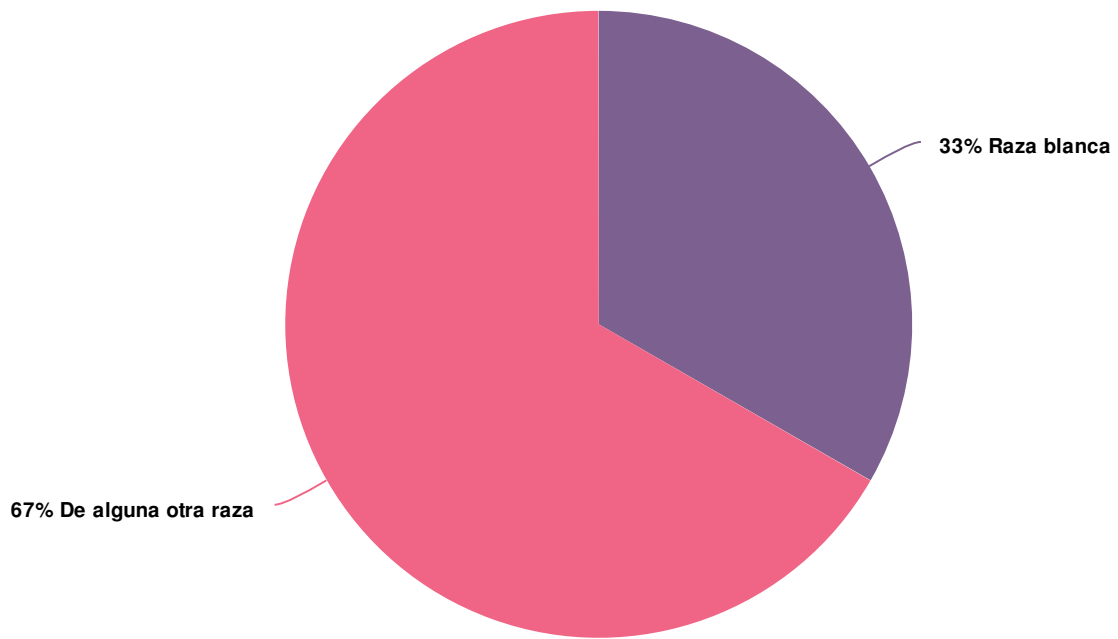
5. ¿Usted se describiría como hispano / latino o no?



Value		Percent	Responses
Sí, lo haría		100.0%	3

Totals: 3

6. ¿Cuál de las siguientes opciones mejor describe su raza?



Value		Percent	Responses
Raza blanca		33.3%	1
De alguna otra raza		66.7%	2
<b>Totals:</b>			<b>3</b>

7. Cuando usted piensa en los términos "ciudad sostenible" o "ciudad verde" con relación a Worcester en particular, ¿qué le viene a la mente?



8. Cuando se trata de mejorar las condiciones en Worcester, ¿qué prioridad cree usted que cada uno de los siguientes temas debería ser para el gobierno de la ciudad de Worcester?

	Prioridad mayor	Prioridad menor	No es una prioridad	No se	Total Checks
La reducción de la producción de gases que contribuyen al calentamiento climático Checks Row Check %	3 100.0%	0 0.0%	0 0.0%	0 0.0%	3
La reducción de la contaminación del aire y del agua Checks Row Check %	3 100.0%	0 0.0%	0 0.0%	0 0.0%	3
La reducción de la cantidad de desechos producidos en Worcester, con aumento de las tasas de reciclado en Worcester Checks Row Check %	3 100.0%	0 0.0%	0 0.0%	0 0.0%	3
La limpieza de las materias químicas tóxicas en sitios industriales Checks Row Check %	2 66.7%	1 33.3%	0 0.0%	0 0.0%	3

	Prioridad mayor	Prioridad menor	No es una prioridad	No se	Total Checks
La siembra y el mantenimiento de árboles Checks Row Check %	3 100.0%	0 0.0%	0 0.0%	0 0.0%	3
La creación de condiciones más seguras y atractivas para los ciclistas y los peatones Checks Row Check %	3 100.0%	0 0.0%	0 0.0%	0 0.0%	3
Intensificar el código de construcción para fomentar la eficiencia energética Checks Row Check %	3 100.0%	0 0.0%	0 0.0%	0 0.0%	3
La creación de un sistema de clasificación de energía del hogar similar a lo que es la clasificación de millas por galón para automóviles Checks Row Check %	2 66.7%	1 33.3%	0 0.0%	0 0.0%	3
La reducción de las fugas de gas natural. Checks Row Check %	2 66.7%	1 33.3%	0 0.0%	0 0.0%	3
El mejoramiento del uso y mantenimiento de los espacios abiertos y verdes. Checks Row Check %	2 66.7%	1 33.3%	0 0.0%	0 0.0%	3
<b>Total Checks</b> Checks % of Total Checks	26 86.7%	4 13.3%	0 0.0%	0 0.0%	30 100.0%

9. Cuando se trata de hacer que Worcester sea un lugar más sostenible en el futuro, ¿qué tanta prioridad cree usted que cada uno de los siguientes temas debería ser para el gobierno de la ciudad de Worcester?

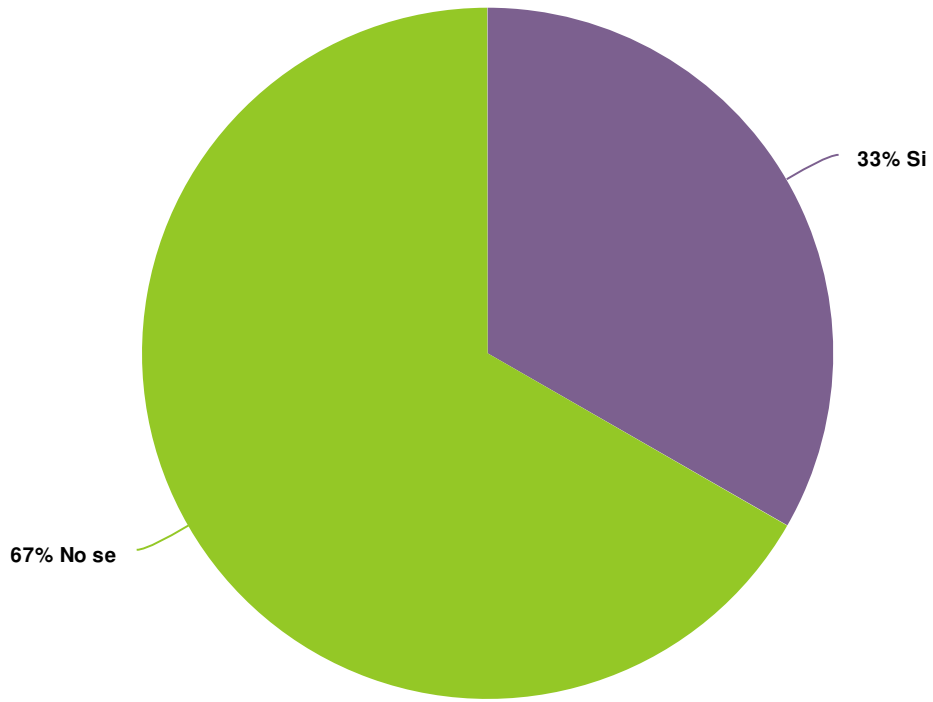
	Prioridad mayor	Prioridad menor	No es una prioridad	No se	Total Checks
Hay que asegurar que los nuevos desarrollos inmobiliarios sean sostenibles. Checks Row Check %	3 100.0%	0 0.0%	0 0.0%	0 0.0%	3
Atraer y crear nuevos empleos en industrias relacionadas con la sostenibilidad. Checks Row Check %	2 66.7%	1 33.3%	0 0.0%	0 0.0%	3
Apoyar el transporte no contaminante, tal como los automóviles eléctricos y las bicicletas. Checks Row Check %	3 100.0%	0 0.0%	0 0.0%	0 0.0%	3
Mejorar las opciones de transporte público para los habitantes de Worcester Checks Row Check %	3 100.0%	0 0.0%	0 0.0%	0 0.0%	3
Adaptarse a los impactos futuros del cambio climático, como son las tormentas y olas de calor más intensas Checks Row Check %	1 33.3%	2 66.7%	0 0.0%	0 0.0%	3
Expandir el acceso de los residentes a los alimentos saludables y los estilos de vida activos Checks Row Check %	3 100.0%	0 0.0%	0 0.0%	0 0.0%	3
<b>Total Checks</b> Checks % of Total Checks	15 83.3%	3 16.7%	0 0.0%	0 0.0%	18 100.0%

10. Pensando en las iniciativas de sostenibilidad en Worcester, ¿qué tanta prioridad cree usted que cada uno de los siguientes temas debería tener para el gobierno de la ciudad de Worcester?



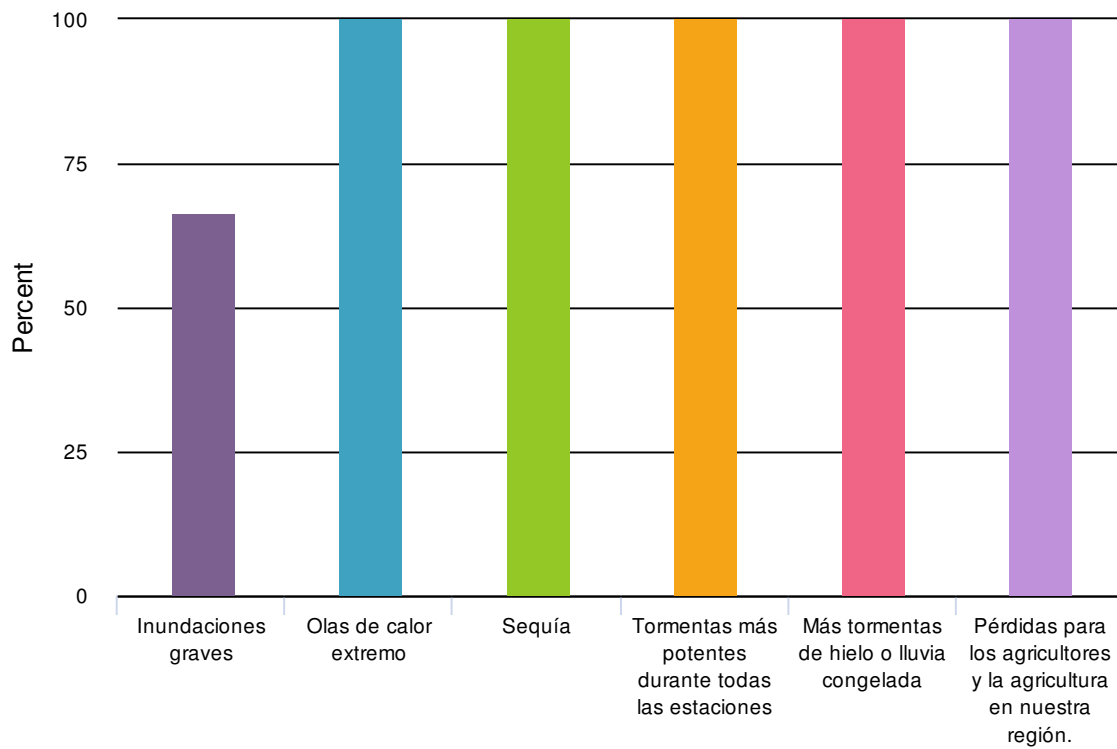
	Prioridad mayor	Prioridad menor	No es una prioridad	Don't Know	Total Checks
Hay que asegurar que las iniciativas de sostenibilidad brinden beneficios a todos los habitantes, incluyendo las comunidades de bajos ingresos y de minorías. Checks Row Check %	3 100.0%	0 0.0%	0 0.0%	0 0.0%	3
Implementar campañas de información pública para educar a los residentes sobre iniciativas de sostenibilidad. Checks Row Check %	3 100.0%	0 0.0%	0 0.0%	0 0.0%	3
Incorporar la sostenibilidad en el currículo de las escuelas públicas de la ciudad Checks Row Check %	3 100.0%	0 0.0%	0 0.0%	0 0.0%	3
<b>Total Checks</b> Checks % of Total Checks	9 100.0%	0 0.0%	0 0.0%	0 0.0%	9 100.0%

11. ¿Cree que es probable que Worcester y el centro de Massachusetts sufran los impactos del cambio climático en los próximos veinte años?



Value	Percent	Responses
Si	33.3%	1
No se	66.7%	2
		<b>Totals: 3</b>

12. ¿Cuál de los siguientes impactos del cambio climático cree que es probable que Worcester y el centro de Massachusetts sufran en los próximos veinte años?



Value	Percent	Responses
Inundaciones graves	66.7%	2
Olas de calor extremo	100.0%	3
Sequía	100.0%	3
Tormentas más potentes durante todas las estaciones	100.0%	3
Más tormentas de hielo o lluvia congelada	100.0%	3
Pérdidas para los agricultores y la agricultura en nuestra región.	100.0%	3

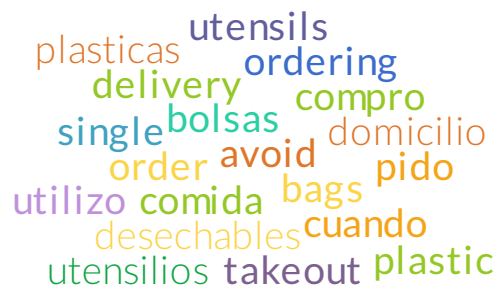
### 13. Pensando en su propio hogar, ¿con qué frecuencia hace usted lo siguiente?

	La mayor parte del tiempo	Parte del tiempo	Casi nunca	No disponible para mi	Total Checks
Reciclar (papel, plástico o vidrio, etc)	1	0	0	2	3
Checks	33.3%	0.0%	0.0%	66.7%	
Row Check %					

	La mayor parte del tiempo	Parte del tiempo	Casi nunca	No disponible para mi	Total Checks
Reciclar materiales electrónicos Checks Row Check %	0 0.0%	0 0.0%	1 33.3%	2 66.7%	3
Compostar sus restos de comida Checks Row Check %	0 0.0%	0 0.0%	0 0.0%	3 100.0%	3
Evitar el uso de los artículos de usar y desechar, tales como las botellas de agua Checks Row Check %	1 33.3%	0 0.0%	0 0.0%	2 66.7%	3
Bajar el termostato por la noche en climas fríos y elevarlo en climas calientes Checks Row Check %	0 0.0%	1 33.3%	0 0.0%	2 66.7%	3
Apagar las luces cuando salga de una habitación Checks Row Check %	3 100.0%	0 0.0%	0 0.0%	0 0.0%	3
Cambiar los focos por focos de bajo consumo, como los LED Checks Row Check %	0 0.0%	0 0.0%	1 33.3%	2 66.7%	3
Conservar el agua, por ejemplo, tomando duchas cortas o usando barriles para lluvia Checks Row Check %	2 66.7%	0 0.0%	1 33.3%	0 0.0%	3
Participar en jardinería comunitaria o doméstica Checks Row Check %	0 0.0%	0 0.0%	1 33.3%	2 66.7%	3
Optar por alimentos producidos localmente cuando sea posible Checks Row Check %	0 0.0%	1 33.3%	0 0.0%	2 66.7%	3

	La mayor parte del tiempo	Parte del tiempo	Casi nunca	No disponible para mi	Total Checks
Visitar los parques, playas o áreas de conservación de Worcester Checks Row Check %	1 33.3%	2 66.7%	0 0.0%	0 0.0%	3
Caminar o andar en bicicleta, cuando sea posible, en lugar de utilizar el automóvil Checks Row Check %	1 33.3%	2 66.7%	0 0.0%	0 0.0%	3
<b>Total Checks</b> Checks % of Total Checks	9 25.0%	6 16.7%	4 11.1%	17 47.2%	36 100.0%

14. Aparte de lo que acabamos de mencionar, ¿toma usted alguna otra medida que haga que su hogar sea más sostenible?

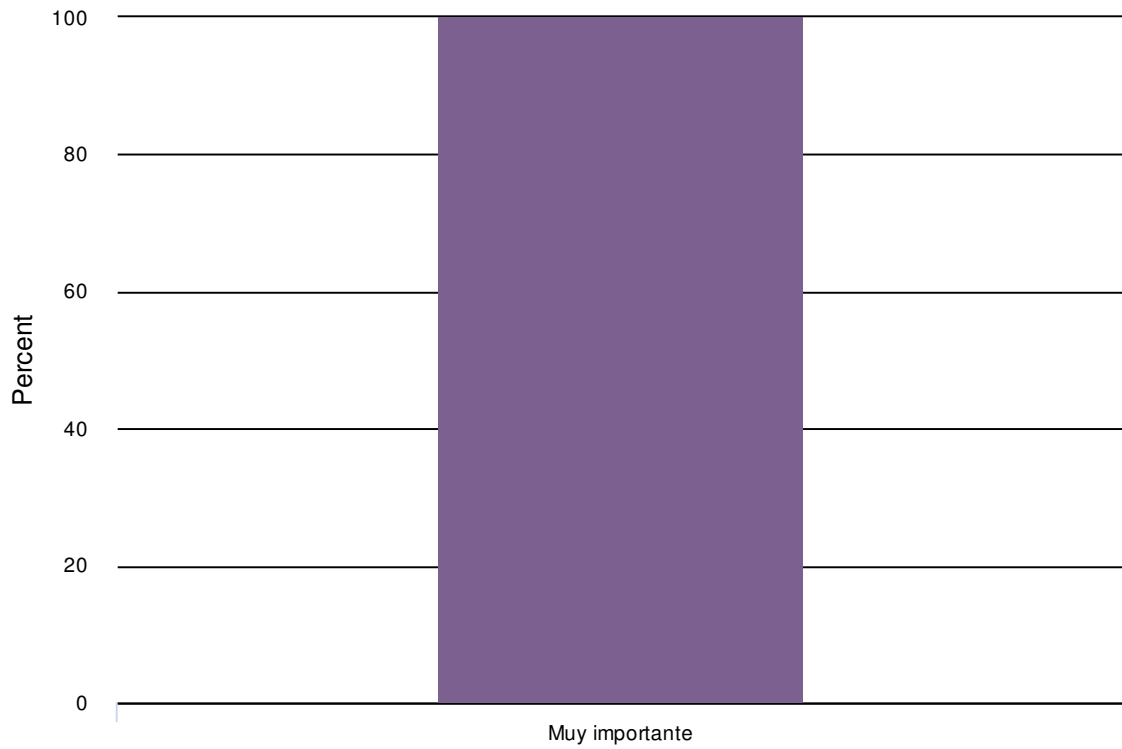


15. ¿Qué tanto ha escuchado usted sobre estos proyectos e iniciativas de sostenibilidad en la ciudad de Worcester?

	Mucho	Una cantidad razonable	No much	Nada en lo absoluto	No sé	Total Checks
<p>La ciudad tiene la planta solar más grande de propiedad municipal en toda Nueva Inglaterra, situada arriba de un vertedero cubierto.</p> <p>Checks Row Check %</p>	0 0.0%	0 0.0%	0 0.0%	3 60.0%	2 40.0%	5
<p>La ciudad reemplazó 14,000 de sus luces de calle con luces LED para ahorrar energía.</p> <p>Checks Row Check %</p>	0 0.0%	0 0.0%	0 0.0%	1 33.3%	2 66.7%	3
<p>Worcester tiene 60 parques, 20 lagos y estanques, y aproximadamente el 17 % de su área está designada como espacio abierto.</p> <p>Checks Row Check %</p>	0 0.0%	3 100.0%	0 0.0%	0 0.0%	0 0.0%	3
<p>Worcester tiene un nuevo programa Blue Space [Espacio Azul] que tiene el objetivo de identificar y reducir las amenazas a la calidad de agua de los 20 lagos y estanques de la ciudad.</p> <p>Checks Row Check %</p>	0 0.0%	0 0.0%	0 0.0%	1 33.3%	2 66.7%	3
<p>El Santuario de Vida Silvestre Broad Meadow Brook de Mass Audubon [Mass Audubon's Broad Meadow Brook Wildlife Sanctuary] en Worcester es el santuario de vida silvestre urbana más grande de Massachusetts.</p> <p>Checks Row Check %</p>	0 0.0%	0 0.0%	1 33.3%	0 0.0%	2 66.7%	3

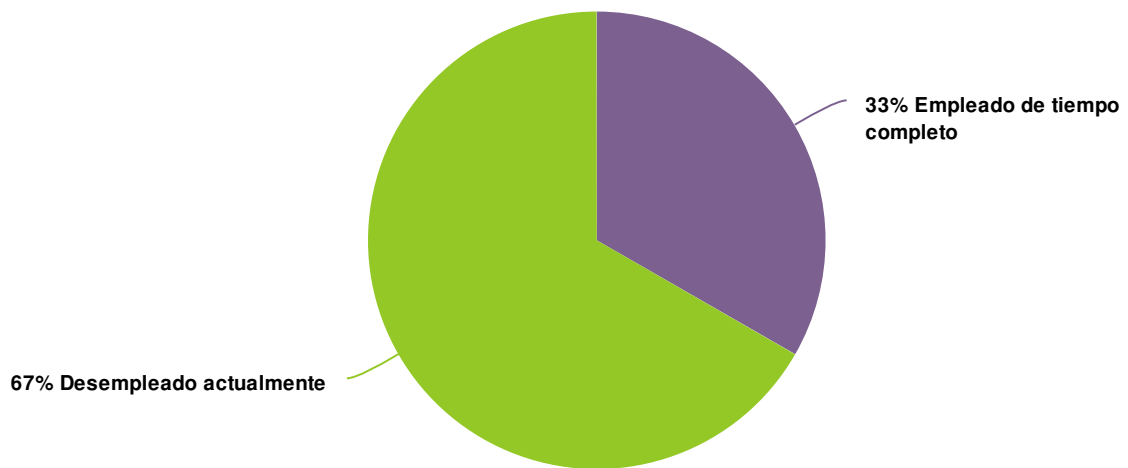
	Mucho	Una cantidad razonable	No much	Nada en lo absoluto	No sé	Total Checks
Worcester tiene más de cinco grupos activos de cuencas que trabajan con el gobierno de la ciudad para mejorar la calidad del agua en arroyos y estanques. Checks Row Check %	0 0.0%	0 0.0%	0 0.0%	1 33.3%	2 66.7%	3
Más de 30,000 árboles han sido plantados desde que la infestación del escarabajo asiático de cuernos largos [Asian Longhorned Beetle] destruyó muchos árboles en el norte de Worcester en 2009. Checks Row Check %	0 0.0%	0 0.0%	0 0.0%	1 33.3%	2 66.7%	3
Durante 2018-2019, la ciudad ha estado trabajando en un plan de adaptación a los impactos del cambio climático. Checks Row Check %	0 0.0%	0 0.0%	0 0.0%	3 60.0%	2 40.0%	5
El Departamento de Obras Públicas [DPW] de Worcester ha estado desarrollando un Plan Integrado para el mantenimiento a largo plazo de la infraestructura de agua y alcantarillado. Checks Row Check %	0 0.0%	0 0.0%	0 0.0%	3 60.0%	2 40.0%	5
<b>Total Checks</b> Checks % of Total Checks	0 0.0%	3 9.1%	1 3.0%	13 39.4%	16 48.5%	33 100.0%

16. ¿Qué tan importante es para usted que Worcester trate de convertirse en una ciudad "verde" y sostenible?





Value	Percent	Responses
Muy importante	100.0%	3

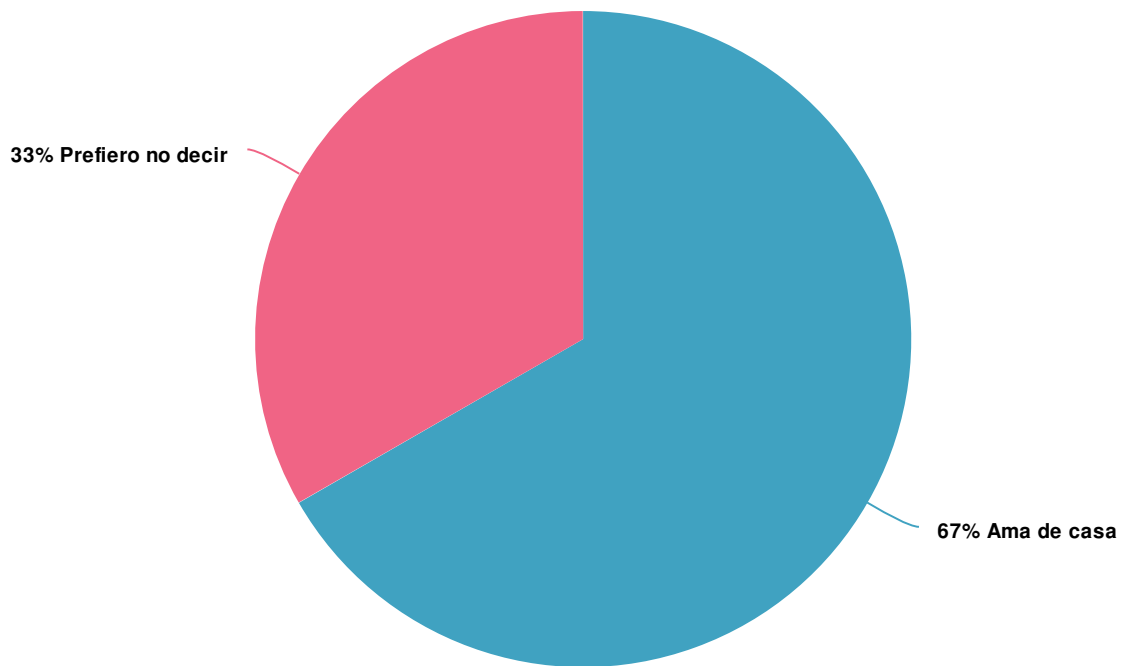
17. Estas últimas preguntas son sólo para fines estadísticos. ¿Cuál de las siguientes opciones describe mejor su situación laboral?







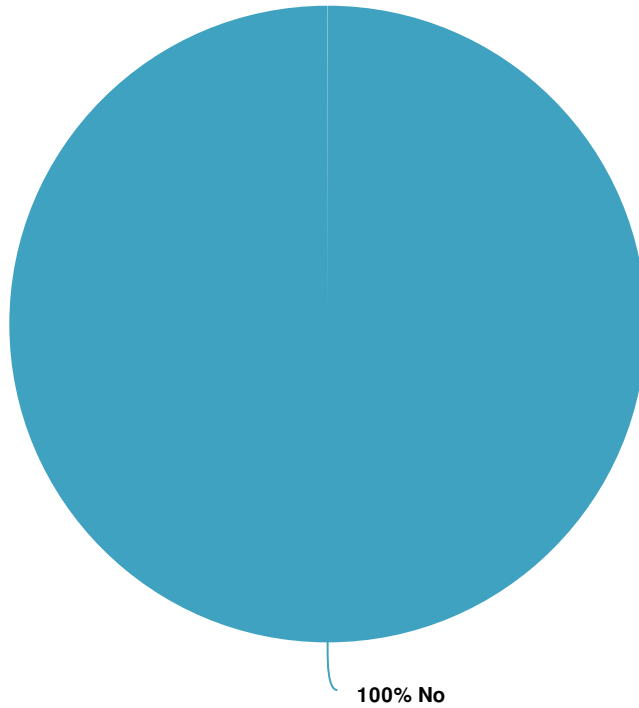
Value		Percent	Responses
Empleado de tiempo completo		33.3%	1
Desempleado actualmente		66.7%	2
			<b>Totals: 3</b>

18. Si no está empleado actualmente, ¿cuál de las siguientes opciones describe mejor su su situación?



Value		Percent	Responses
Ama de casa		66.7%	2
Prefiero no decir		33.3%	1
			<b>Totals: 3</b>

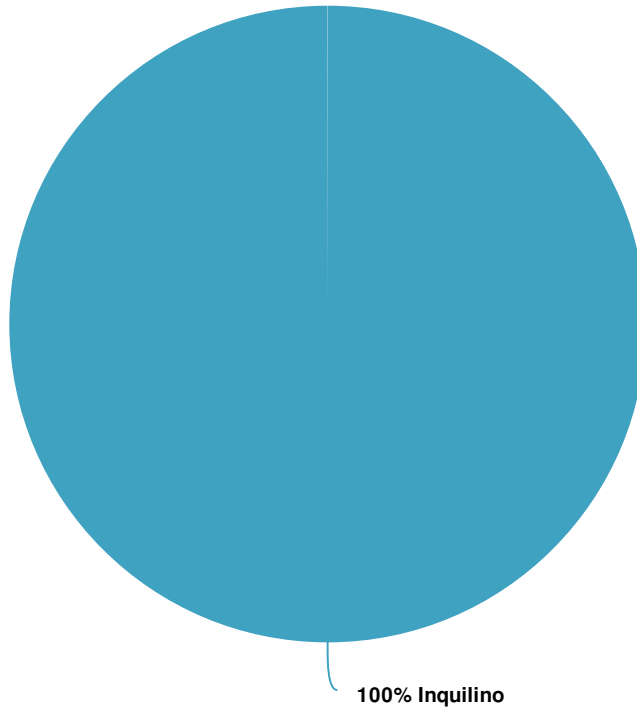
19. ¿Hay personas menores de 18 años en su hogar?



Value		Percent	Responses
No		100.0%	3

Totals: 3

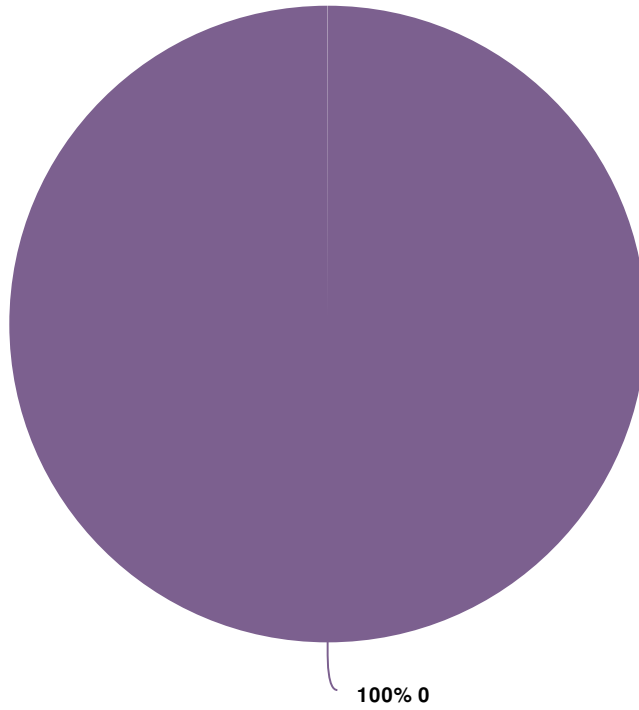
20. ¿Actualmente es usted propietario de su casa, la está alquilando, o tiene otra situación?



Value	Percent	Responses
Inquilino	100.0%	3

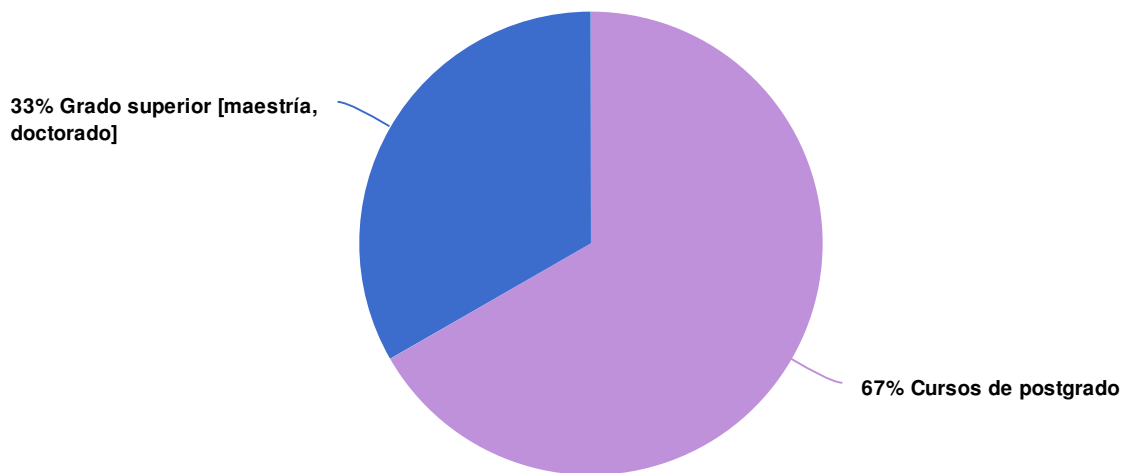
Totals: 3

21. ¿Cuántos automóviles, si los hay, tienen en su hogar?



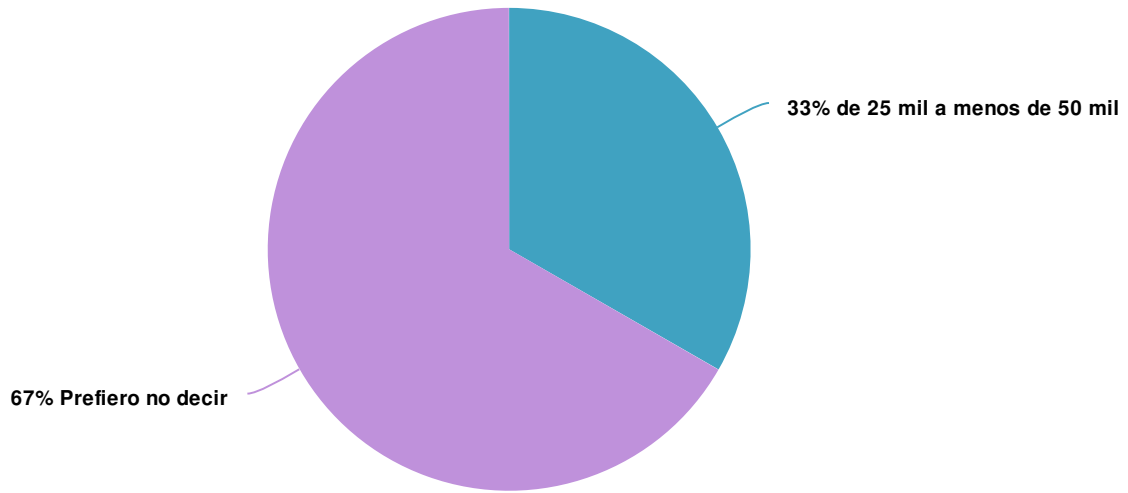
Value	Percent	Responses
0	100.0%	3
		<b>Totals: 3</b>

22. ¿Cuál es el nivel más alto de educación que ha completado?



Value	Percent	Responses
Cursos de postgrado	66.7%	2
Grado superior [maestría, doctorado]	33.3%	1
		<b>Totals: 3</b>

23. El año pasado, ¿cuál fue el ingreso total de su hogar de todas las fuentes, antes de los impuestos?



**Value**

**Percent**

**Responses**

de 25 mil a menos de 50 mil



33.3%

1

Prefiero no decir



66.7%

2

**Totals: 3**